






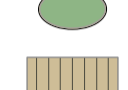






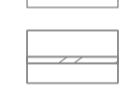



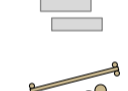















Notes:

KEY

-  Existing tree to be removed to facilitate development
-  Existing tree to be retained
-  Proposed tree - Canopy
-  Proposed multistem tree/shrub
-  Grass
-  Field layer - Woodland planting
-  Understorey & Field layer - Woodland planting
-  Wood oval planter
-  Decking to be Millboard (millboard.co.uk) Enhanced Grain
Decking - Golden Oak
-  SureSet Bound gravel - Blue Granite
-  Pedestrian paving to be Marshalls (marshalls.co.uk) Mistral Piora
Permeable paving - Charcoal
-  Pedestrian paving to be Marshalls Alvanley Pavers - Silver Blend
-  Steps to be Marshalls Concrete Step Units - Silver Grey
-  600mm wide gravel bed
-  Edging to be ExcelEdge - 150mm AluExcel Flexible
-  Edging to be Marshalls - Mistral - Charcoal
-  Existing step edge to be kept & reused to build the new curved steps
-  Kerb to be Marshalls - Conservation Kerb - Silver grey
-  Wall to architect detail
-  Low retaining wall
-  Step railings to architects details & specification
-  Balustrade to architects details & specification
-  Handrail to ramp access to architects details & specification
-  Stepping stone to be Marshalls Conservation Kerb - Silver grey
-  EarthWrighTs (earthwrighTs.co.uk)
Bespoke Play Equipment - Balance beams & logs (or similar)
-  Bespoke Curved Bench with Bug Hotel & Wood top
-  Marshalls - Sheffield stainless steel cycle stand
-  Existing level
-  Proposed level
-  Gradient

D		
C		
B		
A	11.05.20	Updated to architect's current layout
Rev	Date	Details


 Anna French Associates Ltd
 Room 12, The Stable Block
 West Park
 Silsoe, Bedfordshire
 MK45 4HR
 T 01525338796
 E info@annafrenchassociates.co.uk
 W annafrenchassociates.co.uk

Client:

Project:
Chester Road

Drawing Title:
Landscape Masterplan

Phase:
FOR PLANNING

Drawing Number: 220-PL-001	Rev: A	Date: 26.11.19
--------------------------------------	------------------	--------------------------

Drawn by: AL	Scale: 1:150@A1
------------------------	---------------------------

DO NOT SCALE FROM DRAWING.

