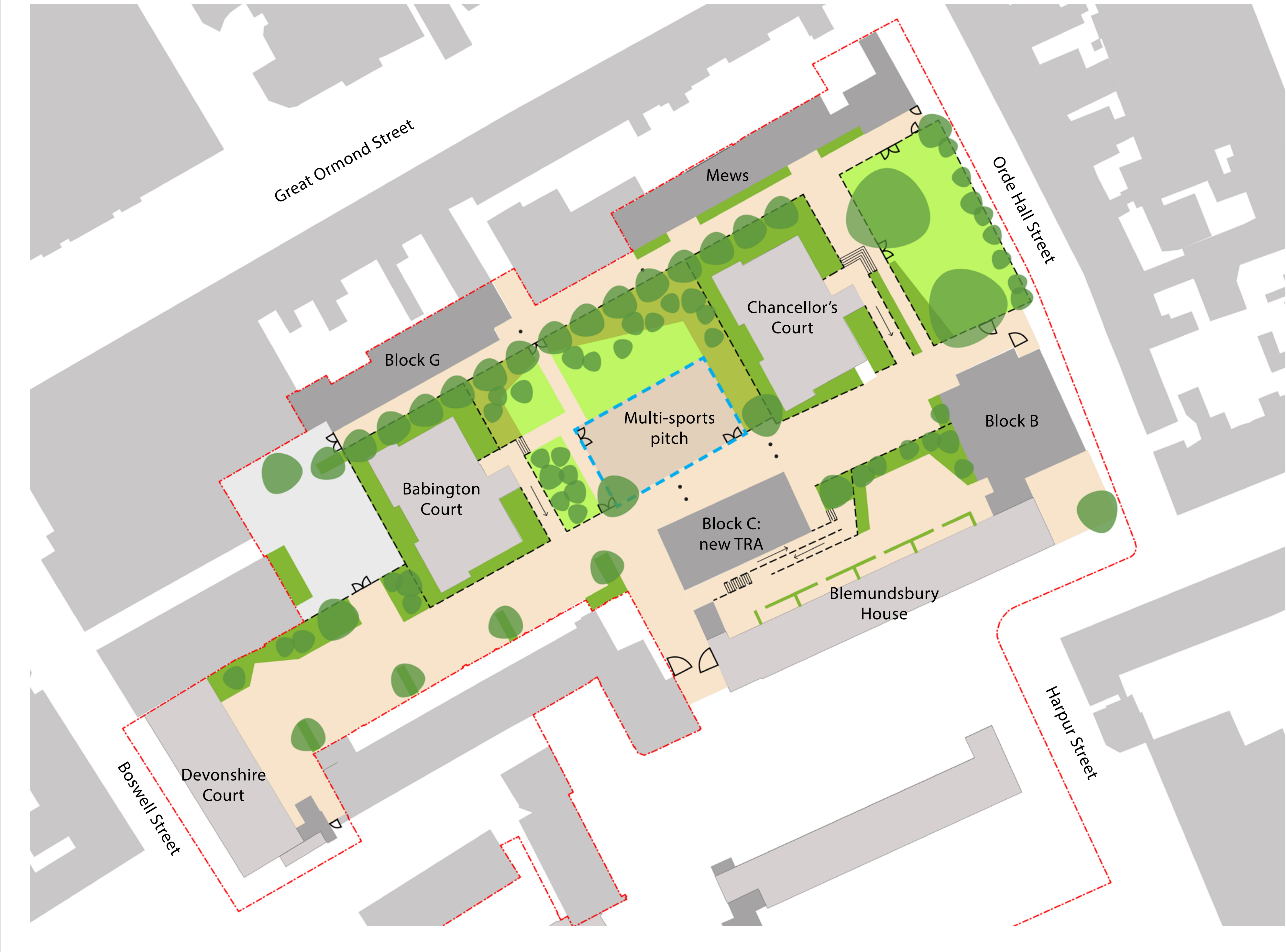


## ENCLOSED ESTATE GARDENS WITH HIGH FENCED MULTI-SPORT PITCH

### Landscape Design - Option 1



A multi-sports pitch is enclosed within a 3m-high fence within a fenced Tybalds Square, which incorporates a communal landscape around it. A lawn with blossoming trees provides a space for residents to relax in.

Babington and Chancery Courts each have an enclosed communal area; a new communal area for Blemundsbury House is created at the lower level.

Traffic calming 'kissing gates' allow residents and deliveries vehicular access whilst keeping the shared surfaces safe for pedestrians.

- Biodiverse Lawn
- Wildflower meadow
- Shrub and perennial planting
- Trees & shrubs
- Bench
- Proposed paving
- Existing paving retained
- Bollard
- Traffic calming 'kissing' gates
- Fence - low
- Fence - high 3 meters
- Double gate within fence
- Steps
- Accessible slope/ramp
- Site boundary



Fenced sports pitch with lawn around



Perimeter planting around buildings



Combination sports goals



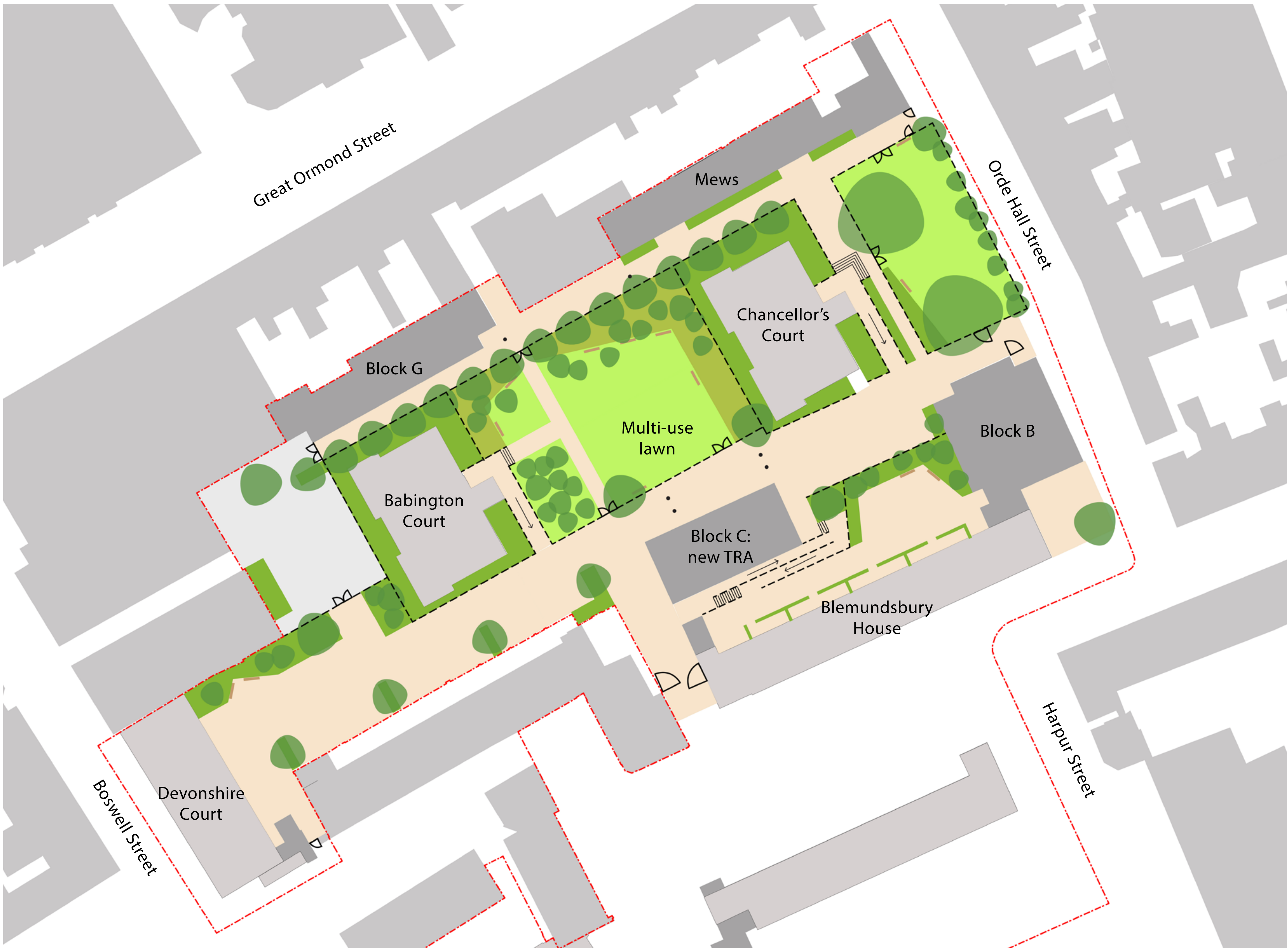
Seating in quieter areas



# Tybalds Estate

## ENCLOSED ESTATE GARDENS WITH CENTRAL MULTI-USE LAWN

### Landscape Design - Option 2



An extensive multi-use biodiverse lawn, framed by a wildflower meadow and trees, forms a central communal space for the residents of the Estate to use for activities and to relax in.

Babington and Chancery Courts each have an enclosed communal area; a new communal area for Blemundsbury House is created at the lower level.

Traffic calming 'kissing gates' allow residents and deliveries vehicular access whilst keeping the shared surfaces safe for pedestrians..

- Biodiverse Lawn
- Wildflower meadow
- Shrub and perennial planting
- Trees & shrubs
- Bench
- Proposed paving
- Existing paving retained
- Bollard
- Traffic calming 'kissing' gates
- Fence
- Double gate within fence
- Steps
- Accessible slope/ramp
- Site boundary



Larger area for group gatherings



Informal seasonal sports



Socialising with neighbours



Predominantly grassed



# Tybalds Estate

## ENCLOSED ESTATE GARDENS WITH UN-FENCED MIXED USE SURFACES

### Landscape Design - Option 3



Multi-use safety surfaces provide space for various activities whilst still being open to the rest of the fence-enclosed Tybalds Square.

Babington and Chancery Courts each have an enclosed communal area; a new communal area for Blemundsburry House is created at the lower level.

Traffic calming 'kissing gates' allow residents and deliveries vehicular access whilst keeping the shared surfaces safe for pedestrians.

- Biodiverse Lawn
- Wildflower meadow
- Shrub and perennial planting
- Trees & shrubs
- Bench
- Proposed paving
- Existing paving retained
- Bollard
- Traffic calming 'kissing' gates
- Fence
- Double gate within fence
- Steps
- Accessible slope/ramp
- Site boundary



Areas for quieter games (3)



Multi-surface play within all-age, inclusive lawn and planted landscape setting (1). Multi-sport hoop/football goal (2).



Activities for younger siblings



Transparent climbing wall doubles as back to football goal and basketball hoop



Natural play structures (4)

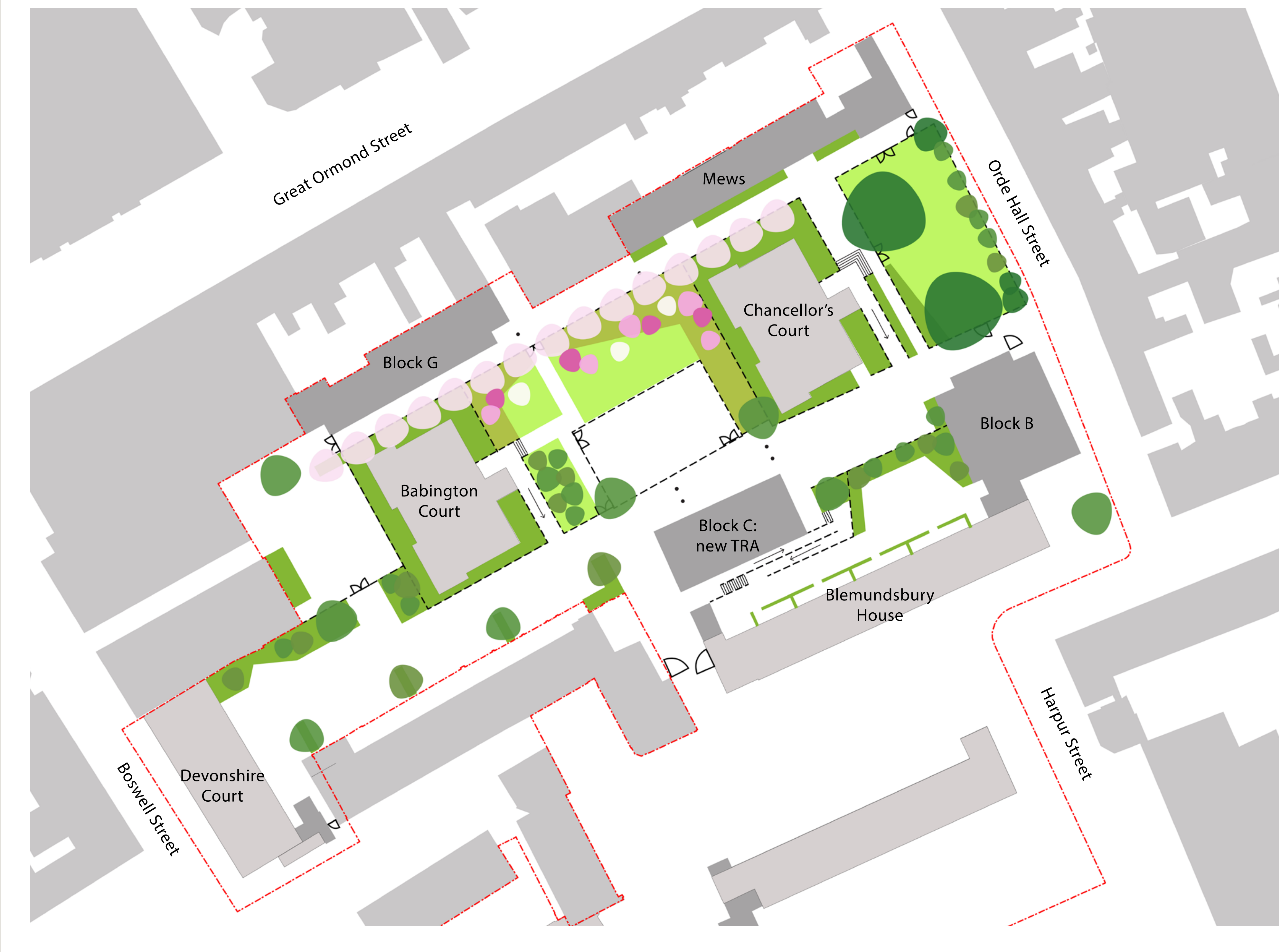


Multi-stem street avenue (5)



## MIXED PLANTING ACROSS TYBALDS ESTATE

### Planting Scheme Principles (Illustrated on Option 1)



Blossoming trees and flowering plants add seasonal interest across the Estate. Dense and thorny planting screen ground floor homes, and low maintenance herbs are sited in sunny patches for residents to use.

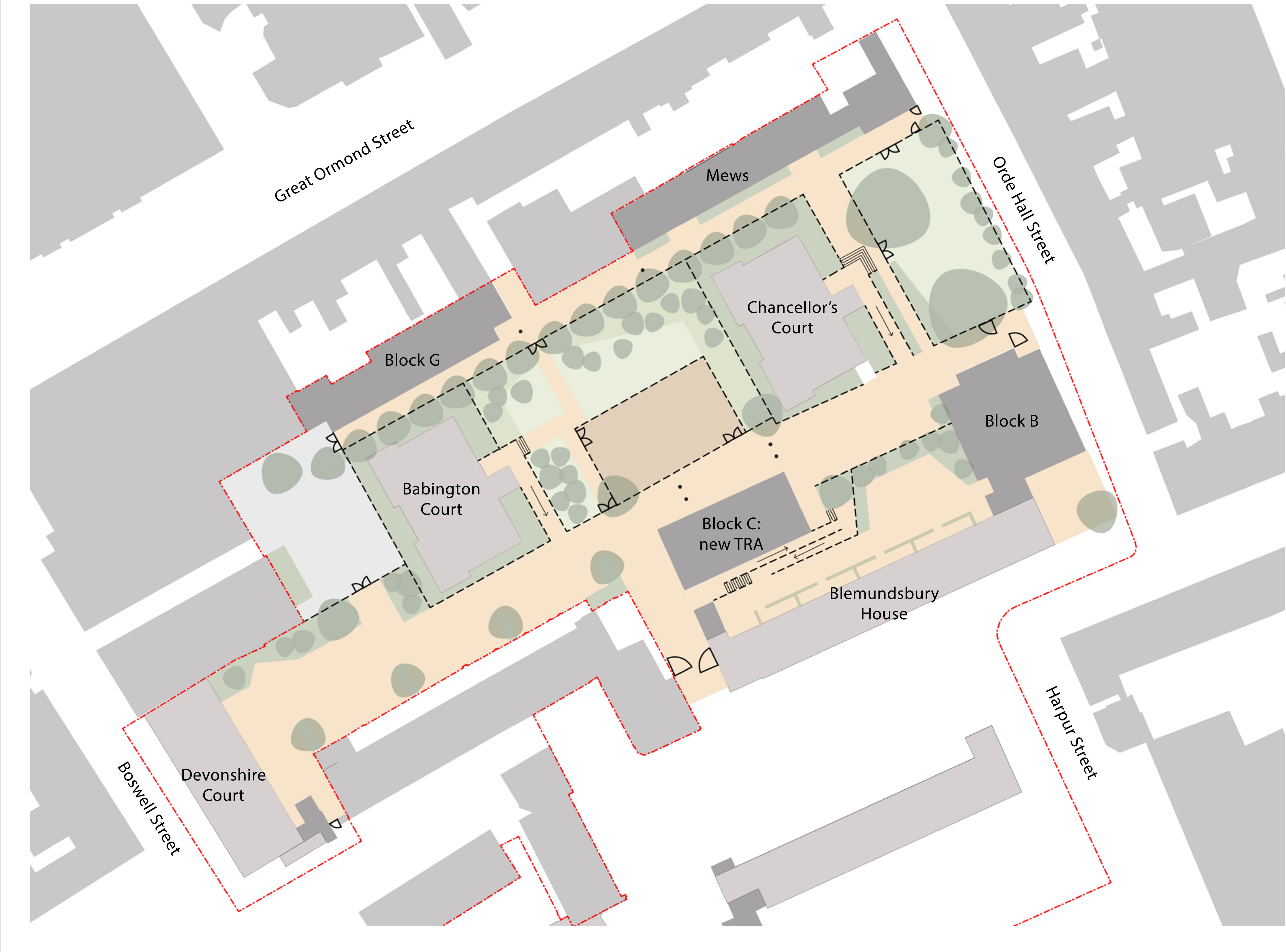
- Biodiverse Lawn
- Wildflower meadow
- Shrub and perennial planting
- Trees & shrubs
- Flowering trees
- Bench
- Site boundary





## UNIFYING HARD SURFACE MATERIALS ACROSS THE ESTATE

### Hard Landscape Principles (Illustrated on Option 1)




One option of paving will be chosen to unify the landscape across Tybalds Estate. The shared-space nature of the hard landscape prioritises pedestrians over vehicles.



Resin bound gravel



Colour blended to mix with housing



Soft surfaces for playgrounds



Rubber crumb



Sports safety surface



Multi-surface play markings

- Proposed paving (resin bound)
- Proposed sports safety surface
- Existing paving retained
- Bollard
- Traffic calming 'kissing' gates
- Fence
- Double gate within fence
- Steps
- Accessible slope/ramp
- Site boundary



## SECURITY AND TRAFFIC CALMING MEASURES ACROSS THE ESTATE

### Fences, Gates and Traffic Calming Principles (Illustrated on Option 1)



Various types of fencing can be used across the estate to make the space feel secure. Gates and bollards prevent through-traffic and act as traffic calming measures.

- Ambulance parking (2 spaces)
- Camden parking (9 spaces)
- Resident's parking (34 spaces)
- Vehicular access
- Bollard
- Traffic calming 'kissing' gates
- Proposed paving
- Existing paving retained
- 3m (or variable) fence
- 1.5m fence
- 1.1m fence
- 0.5m fence
- Double gate within fence
- Steps
- Accessible slope/ramp
- Site boundary



3m high sports fencing



Traffic calming 'kissing' gates



1.5 high balustrade fencing



0.5m high pedestal fencing