



RIGHT OF LIGHT
CONSULTING
Chartered Surveyors

Right of Light Consulting

Burley House
15-17 High Street
Rayleigh
Essex
SS6 7EW

TEL 0800 197 4836

E-MAIL enquiries@right-of-light.co.uk

WEBSITE www.right-of-light.co.uk

Daylight and Sunlight Study (Neighbouring Properties)
Tybalds Estate, Orde Hall Street, Camden, London WC1N 3JT

13 March 2020

Right of Light Consulting

Burley House
15-17 High Street
Rayleigh
Essex SS6 7EW

Tel: 0800 197 4836

www.right-of-light.co.uk

CONTENTS

1 EXECUTIVE SUMMARY	2
1.1 Overview	2
2 INFORMATION SOURCES	3
2.1 Drawings	3
2.2 Daylight Distribution Room Layout Information	4
3 METHODOLOGY OF THE STUDY	6
3.1 Local Planning Policy.....	6
3.2 National Planning Policy Framework.....	6
3.3 Daylight to Windows	7
3.4 Sunlight availability to Windows.....	8
3.5 Overshadowing to Gardens and Open Spaces	9
4 RESULTS OF THE STUDY	10
4.1 Windows & Amenity Areas Considered.....	10
4.2 Daylight to Windows	10
4.3 Sunlight to Windows	12
4.4 Overshadowing to Gardens and Open Spaces	12
4.5 Conclusion.....	13
5 CLARIFICATIONS	14
5.1 General.....	14

APPENDICES

APPENDIX 1	WINDOW & GARDEN KEY
APPENDIX 2	DAYLIGHT AND SUNLIGHT RESULTS
APPENDIX 3	ALTERNATIVE DAYLIGHT AND SUNLIGHT RESULTS
APPENDIX 4	OVERSHADOWING TO GARDENS AND OPEN SPACES

1 EXECUTIVE SUMMARY

1.1 Overview

- 1.1.1 Right of Light Consulting has been commissioned by London Borough of Camden to undertake a daylight and sunlight study of the proposed development at Tybalds Estate, Orde Hall Street, Camden, London WC1N 3JT.
- 1.1.2 The study is based on the various numerical tests laid down in the Building Research Establishment (BRE) guide 'Site Layout Planning for Daylight and Sunlight: a guide to good practice, 2nd Edition' by P J Littlefair 2011.
- 1.1.3 The aim of the study is to assess the impact of the development on the light receivable by the neighbouring properties at 2, 4, 6, 6a, 8, 10, 18, 20, 22, 24, 26, 28 & 29 Orde Hall Street, 29, 31 to 35, 37 to 39, 41 & 43, 51, 53, 55, 57, 59 & 61 Great Ormond Street, 1 & 2 Barbon Close, 37 Queen Square, 20 to 25 & 26 to 27 Boswell Street, 1 to 62 Boswell House, 1 to 56 Babington Court, 1 to 56 Chancellors Court, 2 to 6 Boswell Court, 12 New North Street, 1 to 50 Blemundsbury, 1 to 42 Falcon, 1 to 28 Richbell, 1 to 14 Springwater, 98 & 110 to 124 Theobalds Road, 1 to 42 Windmill and 9, 10 & 11 Dombey Street.
- 1.1.4 The window key in Appendix 1 identifies the windows analysed in this study. Appendix 2 gives the numerical results of the various daylight and sunlight tests. Where room layouts are not known the daylight distribution test has not been undertaken.
- 1.1.5 The majority of the main habitable room windows and amenity areas tested meet or surpass the BRE numerical recommendations. Whilst some windows and gardens do not meet the recommendations, the results are not unusual in the context of an urban location. The BRE guide explains that the numerical guidelines should be interpreted flexibly, since natural lighting is only one of many factors in site layout design. The local authority should therefore balance daylight and sunlight considerations against all other material planning considerations when deciding whether to grant planning permission.

2 INFORMATION SOURCES

2.1 Drawings

2.1.1 This report is based on the following drawings:

Matthew Lloyd Architects

CL-001	Chancellors_Existing Entrance Plan	Rev -
CL-020	Chancellors_Existing Entrance Elevation	Rev -
E-020	Block E_Existing West Elevation	Rev -
E-021	Block E_Existing South Elevation	Rev -
E-022	Block E_Existing East Elevation	Rev -
EM-001	Mews_Existing Ground Floor	Rev -
EM-020	Mews_Existing South Elevation	Rev -
EM-021	Mews_Existing East Elevation	Rev -
EM-021	Mews_Existing East Elevation	Rev -
EM-022	Mews_Existing North Elevation	Rev -
B-100	Block B - Ground Floor Plan	Rev -
B-101	Block B - First Floor Plan	Rev -
B-102	Block B - Second Floor Plan	Rev -
B-103	Block B - Third Floor Plan	Rev -
B-104	Block B - Fourth Floor Plan	Rev -
B-105	Block B - Roof Plan	Rev -
B-200	Block B - North Elevation	Rev -
B-201	Block B - East Elevation	Rev -
B-202	Block B - South Elevation	Rev -
B-203	Block B - West Elevation	Rev -
Block D-100	Proposed Block D_Proposed Ground Floor Plan	Rev -
Block D-101	Proposed Block D_Proposed First Floor Plan	Rev -
Block D-102	Proposed Block D_Proposed Typical Floor Plan	Rev -
Block D-103	Block D_Proposed Typical Upper Floor Plan	Rev -
Block D-201	Proposed block D_Proposed West Elevation	Rev -
Block G	Block G Basement	Rev -
Block G_E	Block G_Proposed South Elevation	Rev -
Block G-1F	Block G First Floor	Rev -
Block G-GF	Block G Ground Floor	Rev -
C-100	Block C - Ground Floor Plan	Rev -
C-101	Block C - First Floor Plan	Rev -
C-102	Block C - Second Floor Plan	Rev -
C-103	Block C - Third Floor Plan	Rev -
C-104	Block C - Roof Plan	Rev -
C-200	Block C - North Elevation	Rev -
C-201	Block C - East Elevation	Rev -
C-202	Block C - South Elevation	Rev -
C-203	Block C - West Elevation	Rev -
CL-100	Chancellors_Proposed Entrance Plan	Rev -
CL-200	Chancellors_Proposed Entrance Elevation	Rev -
DL-100	Proposed Devonshire Lift Proposed Ground Floor	Rev -
DL-101	Proposed Devonshire Lift Proposed Typical Floor	Rev -

DL-200	Proposed Devonshire Lift Proposed East Elevation	Rev -
DL-201	Proposed Devonshire Lift Proposed North Elevation	Rev -
E-100	Block E_Proposed Ground Floor Plan	Rev -
E-101	Proposed Block E_Proposed Typical Floor Plan	Rev -
E-107	Proposed Block E_Proposed Roof Plan	Rev -
E-200	Block E_Proposed West Elevation	Rev -
E-201	Block E_Proposed South Elevation	Rev -
E-202	Block E_Proposed East Elevation	Rev -
EM-100	Mews_Proposed Ground Floor	Rev -
EM-101	Mews_Proposed First Floor	Rev -
EM-102	Mews_Proposed Second Floor	Rev -
EM-102	Mews_Proposed Second Floor	Rev -
EM-103	Mews_Proposed Roof Plan	Rev -
EM-103	Mews_Proposed Roof Plan	Rev -
EM-200	Mews_Proposed South Elevation	Rev -
EM-200	Mews_Proposed South Elevation	Rev -
EM-201	Mews_Proposed East Elevation	Rev -
EM-202	Mews_Proposed North Elevation	Rev -
X-100 D	Masterplan Diagram	Rev -
X-102	Proposed Site Plan-All Landscape	Rev -

XXXX

TE_Block B - C_3D	Architect 3D Model	Rev -
TE_Mews Blocks D, E, G_3D	Architect 3D Model	Rev -

2.2 Daylight Distribution Room Layout Information

2.2.1 The daylight distribution test has been applied based on the following room layout information:

Online Local Authority planning records

4 Orde Hall Street: 5439:03:2	Proposed Plans	Rev -
6 Orde Hall Street: 1635/4A	Floor Plans as Proposed	Rev A
1635/5	Floor Plans as Proposed	Rev -
26 Orde Hall Street: 102	Existing Ground Plan	Rev A
101	Existing Lower Ground Plan	Rev A
29 Orde Hall Street: 07278/04	Proposed Basement Layout	Rev -
07278/03	Proposed Ground Floor Layout	Rev -
2 Barbon Close: 2871-01	Existing and Proposed Plans	Rev A
37 Queen Square: 07146	Floor Plans as Proposed	Rev A

12 New North Street: XXXX	Fourth Floor Plan	Rev -
1 to 50 Blemundsbury: 130 131	Typical Floor Plans : Blemundsbury Basement Layout Plan : Blemundsbury	Rev - Rev A
1 to 28 Richbell: 61 60	Basement Plan : Richbell Typical Floor Plans : Richbell	Rev B Rev B
1 to 14 Springwater: 62	Typical Floor Plans : Springwater	Rev B
110 to 124 Theobalds Road: 01 02 03 04 05	Plans Ground and Basement Plans 1st - 3rd Floors Plans 4th - 6th Floors Floor Plans 7th - Roof Plans Ground	Rev - Rev - Rev - Rev - Rev -
98 Theobalds Road: 1539-GA-211-GF GA 1539-P-112-Pr. Basement 1539-P-122-Pr. 9th Floor 1539-P-121-Pr. 8th Floor 1539-P-120-Pr. 7th Floor 1539-P-119-Pr. 6th Floor 1539-P-118-Pr. 5th Floor 1539-P-117-Pr. 4th Floor 1539-P-116-Pr. 3rd Floor 1539-P-115-Pr. 2nd Floor 1539-P-114-Pr. 1st Floor	Ground Floor General Arrangement Proposed Basement Proposed 9th Floor Proposed 8th Floor Proposed 7th Floor Proposed 6th Floor Proposed 5th Floor Proposed 4th Floor Proposed 3rd Floor Proposed 2nd Floor Proposed 1st Floor	Rev A Rev - Rev - Rev - Rev - Rev - Rev - Rev - Rev - Rev - Rev -
1 to 42 Windmill: 132	Typical Floor Plans : Windmill	Rev A
20 to 25 Boswell Street: EWD1032-2/M/10	Typical Floor Plan	Rev -
www.rightmove.co.uk		
8 Orde Hall Street: XXXX	First and Second Floor Plan	Rev -
10 Orde Hall Street: XXXX	Lower Ground and Ground Floor Plans	Rev -
24 Orde Hall Street: XXXX	First Floor Plan	Rev -
www.zoopla.co.uk		
59 Great Ormond Street: XXXX	Floor Plans	Rev -

3 METHODOLOGY OF THE STUDY

3.1 Local Planning Policy

- 3.1.1 We understand that the Local Authority take the conventional approach of considering daylight and sunlight amenity with reference to the various numerical tests laid down in the Building Research Establishment (BRE) guide 'Site Layout Planning for Daylight and Sunlight: a guide to good practice, 2nd Edition' by P J Littlefair 2011. A new European standard BS EN 17037 'Daylight in Buildings' was published in May 2019. An update to the BRE guide to take into account the European standard is not anticipated until sometime in 2020. It is not yet clear, how and to what extent, the European recommendations will be adopted by the BRE and Local Authorities.
- 3.1.2 The standards set out in the BRE guide are intended to be used flexibly. The BRE guide states:
- 3.1.3 "The guide is intended for building designers and their clients, consultants and planning officials. The advice given here is not mandatory and the guide should not be seen as an instrument of planning policy; its aim is to help rather than constrain the designer. Although it gives numerical guidelines, these should be interpreted flexibly, since natural lighting is only one of many factors in site layout design."

3.2 National Planning Policy Framework

- 3.2.1 The BRE numerical guidelines should be considered in the context of the National Planning Policy Framework (NPPF), which stipulates that local planning authorities should take a flexible approach to daylight and sunlight to ensure the efficient use of land. The NPPF states:
- 3.2.2 "Local planning authorities should refuse applications which they consider fail to make efficient use of land, taking into account the policies in this Framework. In this context, when considering applications for housing, authorities should take a flexible approach in applying policies or guidance relating to daylight and sunlight, where they would otherwise inhibit making efficient use of a site (as long as the resulting scheme would provide acceptable living standards)."

3.3 Daylight to Windows

- 3.3.1 Diffuse daylight is the light received from the sun which has been diffused through the sky. Even on a cloudy day, when the sun is not visible, a room will continue to be lit with light from the sky. This is diffuse daylight.
- 3.3.2 Diffuse daylight calculations should be undertaken to all rooms within domestic properties, where daylight is required, including living rooms, kitchens and bedrooms. The BRE guide states that windows to bathrooms, toilets, storerooms, circulation areas and garages need not be analysed. These room types are non-habitable and do not have a requirement for daylight.
- 3.3.3 The BRE guide states that the tests may also be applied to non-domestic buildings where there is a reasonable expectation of daylight. The BRE guide explains that this would normally include schools, hospitals, hotels and hostels, small workshops and some offices. The BRE guide is not explicit in terms of which types of offices it regards as having a requirement for daylight. However, it is widely accepted amongst consultants and local authorities, that for planning purposes, offices (which are commercial in nature) do not have a requirement for daylight. The point is touched on in the 'Daylighting and Sunlighting' guidance note published by the Royal Institution of Chartered Surveyors (RICS), which gives guidance to surveyors on how to produce their reports:
- 3.3.4 "The report should establish the limits of the assessment. For example, existing commercial premises are rarely assessed for loss of amenity."
- 3.3.5 The BRE guide contains two tests which measure diffuse daylight:
- 3.3.6 Test 1 Vertical Sky Component

The Vertical Sky Component is a measure of available skylight at a given point on a vertical plane. The BRE guide states that the total amount of skylight can be calculated by finding the Vertical Sky Component at the centre of each main window. The BRE guide does not define the term 'main window'. However, in our opinion, where a room has multiple windows, the largest window is usually taken as the main window and the smaller window(s) as secondary. Although we generally follow the practice of testing all windows, including secondary windows, our interpretation of the

BRE guide is that the Vertical Sky Component targets do not apply to secondary windows.

3.3.7 Test 2 Daylight Distribution

The distribution of daylight within a room can be calculated by plotting the 'no sky line'. The no sky line is a line which separates areas of the working plane that do and do not have a direct view of the sky. Daylight may be adversely affected if, after the development, the area of the working plane in a room which can receive direct skylight is reduced to less than 0.8 times its former value.

- 3.3.8 The BRE guide states that both the total amount of skylight (Vertical Sky Component) and its distribution within the building (Daylight Distribution) are important. The BRE guide states that where room layouts are known, the impact on the daylighting distribution can be found by plotting the 'no sky line' in each of the main rooms. Therefore, we are of the opinion that application of the test is not a requirement of the BRE guide where room layouts are not known. We don't endorse the practice of applying the test based on assumed room layouts, because the test is very sensitive to the size and layout of the room and the results are likely to be misleading. However, we can provide additional daylight distribution data upon request by the local authority, if neighbouring room layout information is confirmed.

3.4 Sunlight availability to Windows

- 3.4.1 The BRE sunlight tests should be applied to all main living rooms and conservatories which have a window which faces within 90 degrees of due south. The guide states that kitchens and bedrooms are less important, although care should be taken not to block too much sunlight. The tests should also be applied to non-domestic buildings where there is a particular requirement for sunlight.
- 3.4.2 The test is intended to be applied to main windows which face within 90 degrees of due south. However, the BRE guide explains that if the main window faces within 90 degrees due north, but a secondary window faces within 90 degrees due south, sunlight to the secondary window should be checked. For completeness, we have tested all windows which face within 90 degrees of due south. The BRE guide states that sunlight availability may be adversely affected if the centre of the window:

-
- receives less than 25% of annual probable sunlight hours, or less than 5% of annual probable sunlight hours between 21 September and 21 March and
 - receives less than 0.8 times its former sunlight hours during either period and
 - has a reduction in sunlight received over the whole year greater than 4% of annual probable sunlight hours.

3.5 Overshadowing to Gardens and Open Spaces

3.5.1 The availability of sunlight should be checked for all open spaces where sunlight is required. This would normally include:

- Gardens, usually the main back garden of a house
- Parks and playing fields
- Children's playgrounds
- Outdoor swimming pools and paddling pools
- Sitting out areas, such as those between non-domestic buildings and in public squares
- Focal points for views such as a group of monuments or fountains.

3.5.2 One way to consider overshadowing is by preparing shadow plots. However, the BRE guide states that it must be borne in mind that nearly all structures will create areas of new shadow, and some degree of transient overshadowing is to be expected. Therefore, shadow plots are of limited use as interpretation of the plots is subjective. Shadow plots have not been undertaken as part of this study.

3.5.3 The BRE guide also contains an objective overshadowing test which has been adopted for the purpose of this study. This guide recommends that at least 50% of the area of each amenity space listed above should receive at least two hours of sunlight on 21 March. If as a result of new development an existing garden or amenity area does not meet the above, and the area which can receive two hours of sunlight on 21 March is less than 0.8 times its former value, then the loss of light is likely to be noticeable.

4 RESULTS OF THE STUDY

4.1 Windows & Amenity Areas Considered

- 4.1.1 The aim of the study is to assess the impact of the development on the light receivable by the neighbouring properties at 2, 4, 6, 6a, 8, 10, 18, 20, 22, 24, 26, 28 & 29 Orde Hall Street, 29, 31 to 35, 37 to 39, 41 & 43, 51, 53, 55, 57, 59 & 61 Great Ormond Street, 1 & 2 Barbon Close, 37 Queen Square, 20 to 25 & 26 to 27 Boswell Street, 1 to 62 Boswell House, 1 to 56 Babington Court, 1 to 56 Chancellors Court, 2 to 6 Boswell Court, 12 New North Street, 1 to 50 Blemundsbury, 1 to 42 Falcon, 1 to 28 Richbell, 1 to 14 Springwater, 98 & 110 to 124 Theobalds Road, 1 to 42 Windmill and 9, 10 & 11 Dombey Street.
- 4.1.2 Appendix 1 provides a plan and photographs to indicate the positions of the windows and outdoor amenity areas analysed in this study. Appendix 2 lists the detailed numerical daylight and sunlight test results.
- 4.1.3 To gain an understanding of the neighbouring properties and in particular, their room uses, we have conducted multiple inspections of the surrounding neighbouring properties from the site itself and reviewed historical aerial photography. We have also reviewed and (where applicable) utilised historical property plans for the purpose of the assessment. We are therefore confident that the information sourced/utilised represents the current arrangement of the surrounding neighbouring properties.

4.2 Daylight to Windows

4.2.1 Vertical Sky Component

- 4.2.2 All main habitable room windows tested meet or surpass the standard BRE Vertical Sky Component (VSC) target with the exception of 165 windows (see window results highlighted in green (79 windows), yellow (82 windows) and red (4 window) in Appendix 2). Where windows do not meet the standard BRE targets it does not automatically follow that daylight will be adversely affected. When interpreting the numerical data it is necessary to have regard to factors such as the use of the rooms, whether or not windows are sited close to the boundary and the existing site conditions. The following are mitigating factors of importance:

-
- 4.2.3 Firstly, the analysis confirms that 72 windows that do not achieve an ideal standard of daylight fall only marginally short of the VSC target (windows achieve a reduction ratio of 0.7 and above against the target of 0.8).
- 4.2.4 Secondly, the analysis confirms that a further 7 of the windows that do not achieve an ideal standard of daylight serve small kitchens. We note that the local authority at Camden do not consider small kitchens (under 13m²) as habitable rooms within domestic properties.
- 4.2.5 Following the above, we are of the opinion that the aforementioned 79 VSC scores (all highlighted in green in Appendix 2) in this case are acceptable.
- 4.2.6 The results confirm that windows highlighted in yellow that fall short of the standard VSC targets are already hampered by overhangs. The BRE guide acknowledges that existing windows with overhangs above them typically receive less daylight. This is because the overhang cuts out light from the top part of the sky. Therefore, even a modest obstruction opposite may result in a large relative impact on the VSC. The guide goes on to explain that an additional calculation may be carried out assuming that the overhangs do not exist. If the windows meet the targets on this basis then this confirms that it is the overhang that prevents the targets from being met as opposed to an unreasonable level of obstruction caused by the development. The majority of the windows which fall into this category pass the Vertical Sky Component test without the overhangs in place (see Appendix 3). The results also confirm that the windows which do not pass the test without the overhangs in place are marginal.
- 4.2.7 The results confirm that the remaining windows (highlighted in red) fall beyond a borderline shortfall and achieve reduction ratios of 0.65 and above (against the BRE recommendation of 0.8).
- 4.2.8 In summary, given the isolated shortfall in this instance (the 4 windows which achieve a VSC score of below the recommended '27%' noted in the BRE guide and are also not hampered by an existing overhanging obstructions), we are of the opinion that the development is likely to be acceptable.

4.2.9 Daylight Distribution

4.2.10 Where room layouts have been sourced/identified, we have applied the Daylight Distribution test. The results confirm that 30 (out of 425 rooms tested) rooms fall short of the Daylight Distribution test (see results highlighted in bold in Appendix 2). The points made above in connection with the Vertical Sky Component daylight results (paragraph 4.2.3 to 4.2.6) apply equally to the Daylight Distribution results. Given the high level of compliance and the borderline nature of the majority of the shortfalls to habitable rooms, we are of the opinion that the proposed development has an acceptable impact on daylight distribution achievable by the neighbouring properties.

4.3 Sunlight to Windows

- 4.3.1 Refer to Appendix 2 for the sunlight results pertaining to the neighbouring properties. All windows tested meet or surpass the total annual sunlight hours test and the winter sunlight hours test with the exception of 35 windows (see results highlighted in bold in Appendix 2). Similarly to daylight, there are mitigating factors to mention in connection to direct sunlight:
- 4.3.2 Firstly, the direct sunlight hours targets stated in the BRE guide are only intended to be applied to main living room windows. From our external observations it appears that with the exception of 10 windows, none of the shortfalls serve a main living room.
- 4.3.3 Secondly, 19 of the shortfalls are fairly marginal (before/after ratios of 0.7 and above - against the BRE target of 0.8 and/or are only 1% short of passing the test).
- 4.3.4 Finally, in urban locations it is very often not possible to achieve recommended levels of direct sunlight – particularly during the winter months. Given the isolated and borderline nature of the results, we are of the opinion that the development design has an acceptable impact on direct sunlight.

4.4 Overshadowing to Gardens and Open Spaces

- 4.4.1 The results of the overshadowing test show that sunlight availability after the development will remain unaffected for gardens 2 & 3, 5 to 10 and 15 (i.e. reduction ratios of 1.0). This is better than the BRE minimum requirement which permits sunlight to be reduced by up to 0.8 times. The sunlight availability to garden 4 at 1 to

28 Richbell will also satisfy the BRE recommendation and achieves sunlight to 56% of its area on 21 March (against the BRE target of 50%).

- 4.4.2 The sunlight availability to garden 1 at 1 to 42 Windmill, gardens 11 to 14, 16 & 17 at 37 to 39, 51, 53, 55, 57 Great Ormond Street and garden 18 at 29 Orde Hall Street will be reduced to less than 0.8 times its former value after the proposed development. However, we note that with the exception of garden 14 and 17, the existing sunlight availability at the aforementioned gardens is already low and therefore even a small reduction to the in absolute terms results in a lower than normal before/after ratio.

4.5 Conclusion

- 4.5.1 The majority of the main habitable room windows and amenity areas tested meet or surpass the BRE numerical recommendations. Whilst some windows and gardens do not meet the recommendations, the results are not unusual in the context of an urban location. The BRE guide explains that the numerical guidelines should be interpreted flexibly, since natural lighting is only one of many factors in site layout design. The local authority should therefore balance daylight and sunlight considerations against all other material planning considerations when deciding whether to grant planning permission.

5 CLARIFICATIONS

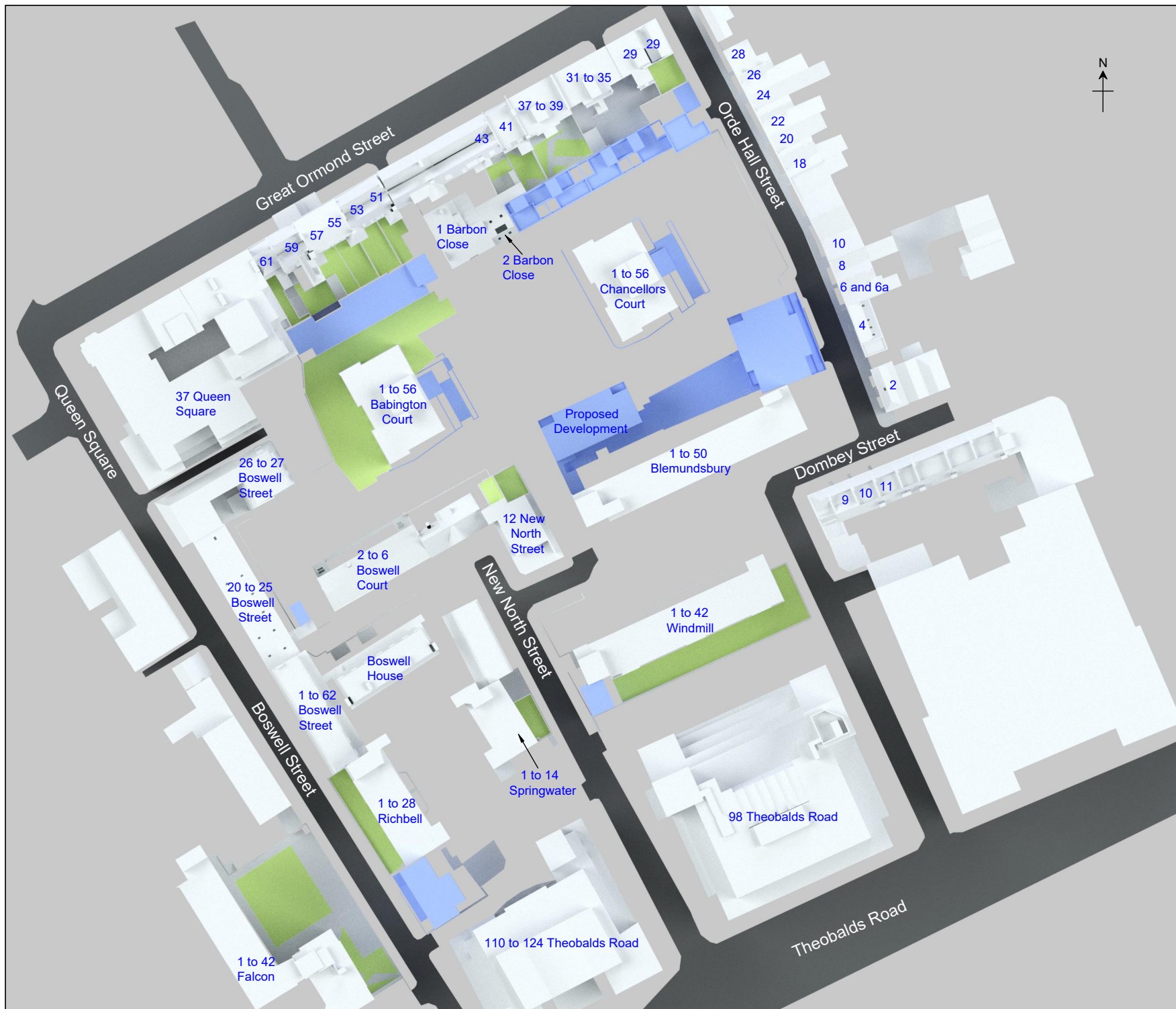
5.1 General

- 5.1.1 The report provided is solely for the use of the client and no liability to anyone else is accepted.
- 5.1.2 The study is limited to assessing daylight, sunlight and overshadowing to neighbouring properties as set out in section 2.2, 3.2 and 3.3 of the BRE Guide.
- 5.1.3 The study is based on the information listed in section 2 of this report and a site visit. We have not had access to neighbouring properties.
- 5.1.4 This study does not calculate the effects of trees and hedges on daylight, sunlight and overshadowing to gardens. The BRE guide states that it is usual to ignore the effect of existing trees.
- 5.1.5 The impact on solar panels is a material planning consideration. However, the BRE guide does not provide assessment criteria for this. The assessment of impact on any neighbouring solar panels is therefore beyond the scope of this report.
- 5.1.6 We have undertaken the study following the guidelines of the RICS publication “Surveying Safely”. Where limited access or information is available, assumptions will have been made which may affect the conclusions reached in this report. For example, where neighbouring room uses are not known, we will either make an assumption regarding the use, or take the prudent approach of treating the use of the room as being used for domestic purposes. Therefore, the report may need to be updated if room uses are confirmed by the local authority or by the consultation responses.
- 5.1.7 This report is based upon and subject to the scope of work set out in Right of Light Consulting’s quotation and standard terms and conditions.

APPENDICES

APPENDIX 1

WINDOW & GARDEN KEY



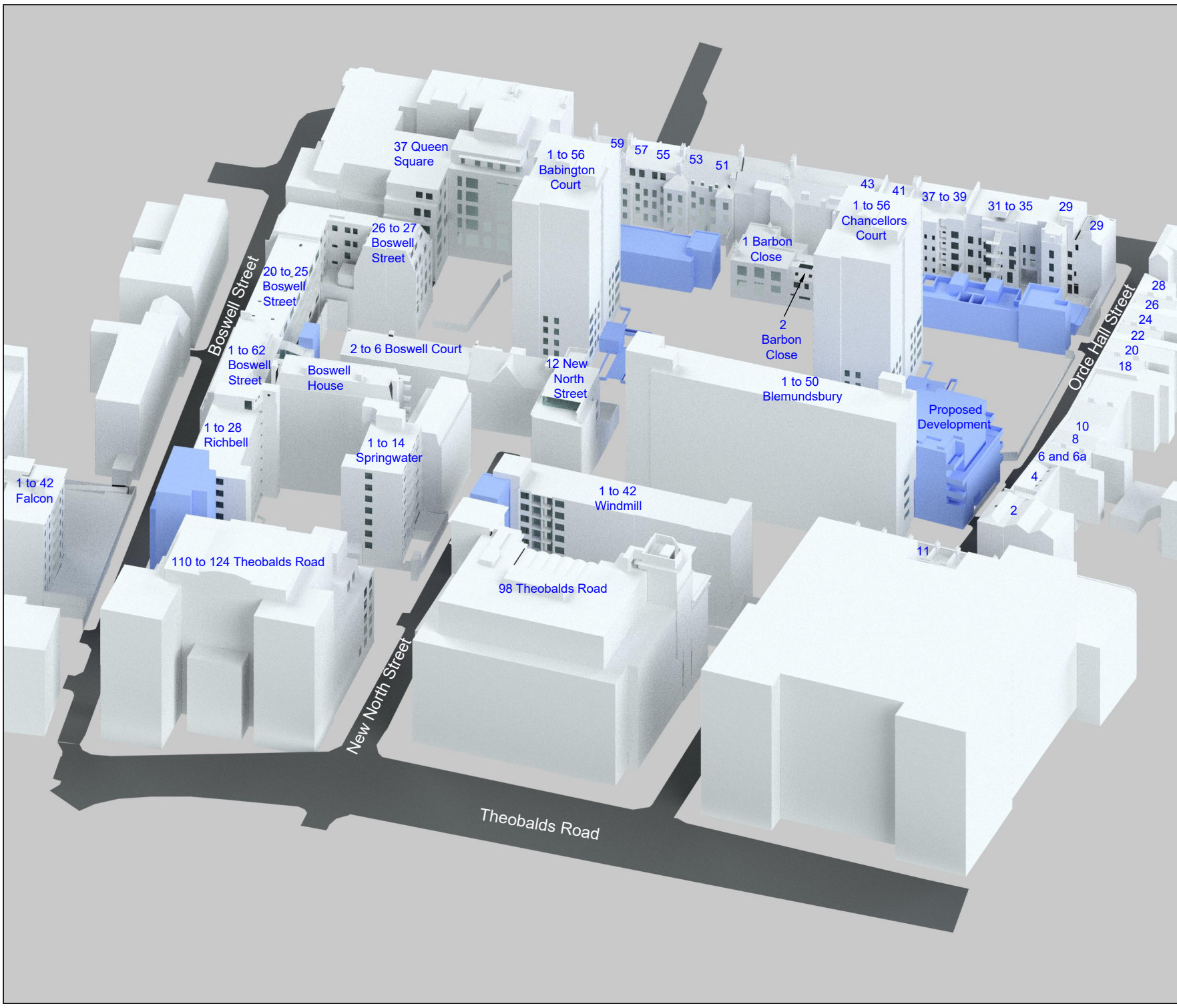
Key

- Proposed Development
- Neighbouring Properties
- Neighbouring Gardens and Amenity Areas

Project Name: Tybalds Estate, Orde Hall Street, Camden, London WC1N 3JT

RIGHT OF LIGHT CONSULTING
Chartered Surveyors

Right of Light Consulting
Burley House
15 - 17 High Street
Rayleigh
Essex
SS6 7EW
TEL 0800 197 4836
E-MAIL enquiries@right-of-light.co.uk
WEBSITE www.right-of-light.co.uk



View From South East

Key

- Proposed Development
- Neighbouring Properties

Project Name: Tybalds Estate, Orde Hall Street, Camden, London WC1N 3JT



RIGHT OF LIGHT CONSULTING
Chartered Surveyors

Right of Light Consulting
Burley House
15 - 17 High Street
Rayleigh
Essex
SS6 7EW
TEL 0800 197 4836
E-MAIL enquiries@right-of-light.co.uk
WEBSITE www.right-of-light.co.uk

Key

Neighbouring Properties

Project Name: Tybalds Estate, Orde Hall Street, Camden, London
WC1N 3JT



**RIGHT OF LIGHT
CONSULTING**
Chartered Surveyors

Right of Light Consulting

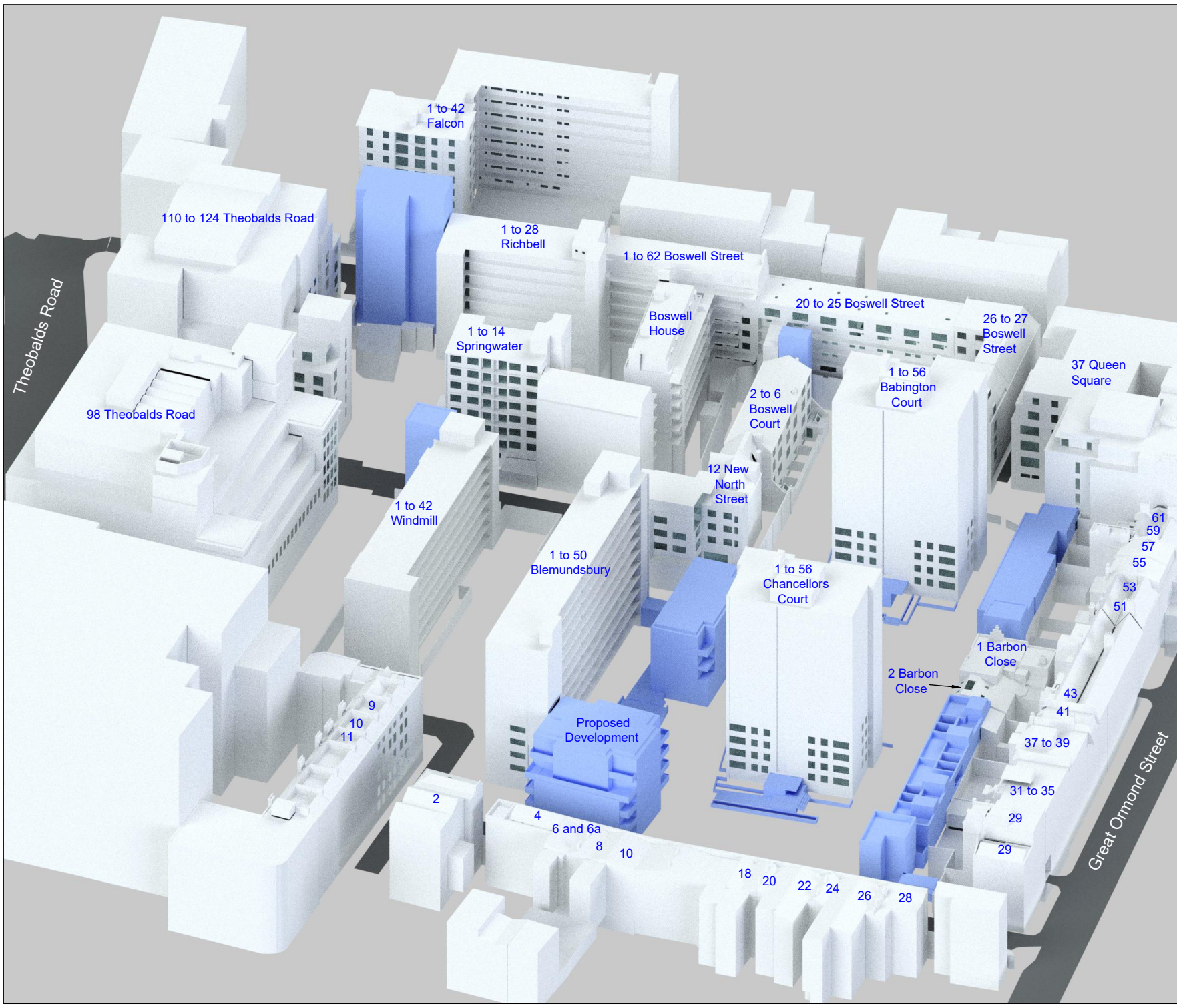
Burley House
15 - 17 High Street
Rayleigh
Essex

Essex
SS6 7EW

SS6 7EW
TEL 0800 197 4836



E-MAIL enquiries@right-of-light.co.uk

WEBSITE www.right-of-light.co.uk



View From North East

Key

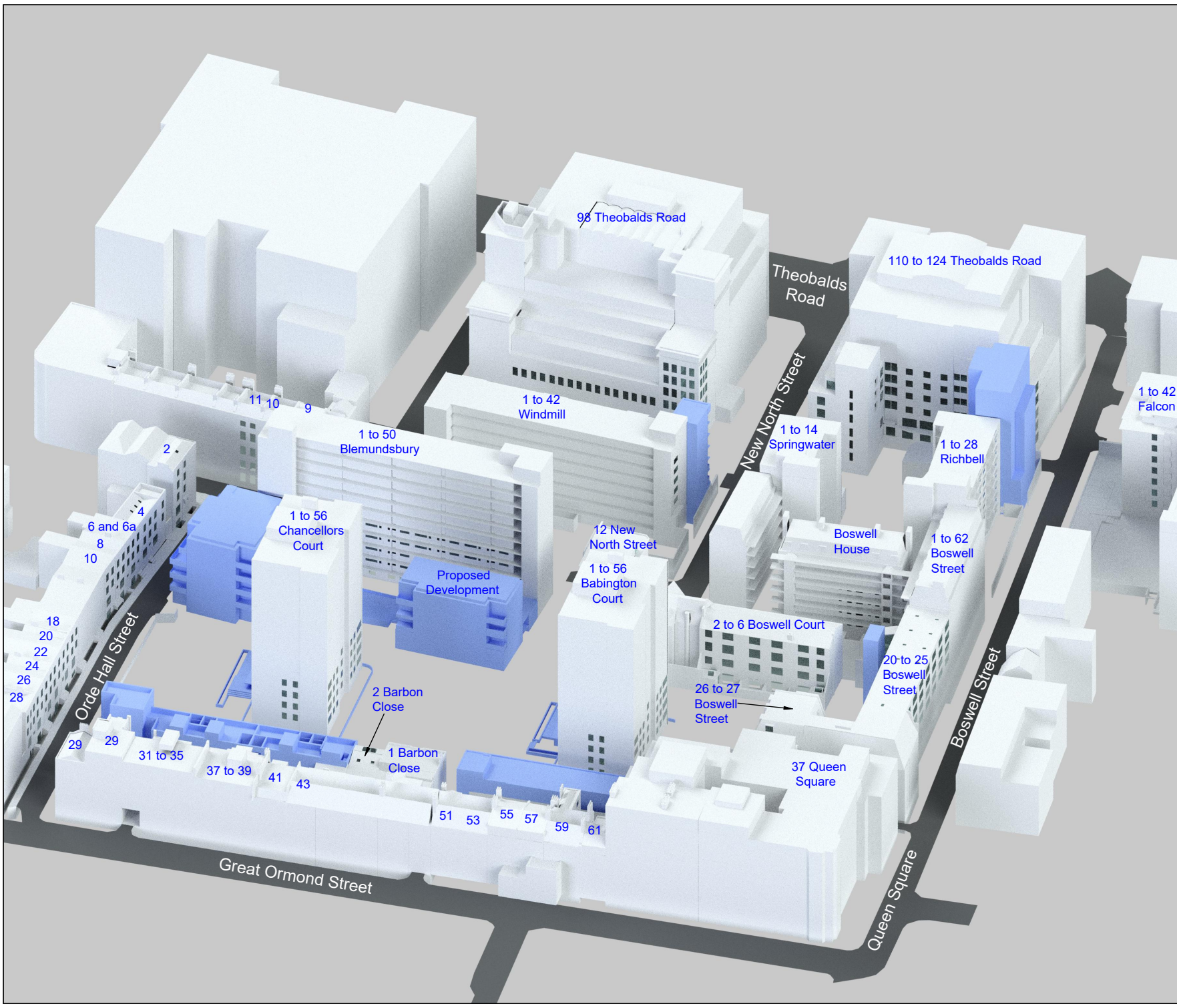
-  Proposed Development
-  Neighbouring Properties

Project Name: Tybalds Estate, Orde Hall Street, Camden, London WC1N 3JT



RIGHT OF LIGHT CONSULTING
Chartered Surveyors

Right of Light Consulting
Burley House
15 - 17 High Street
Rayleigh
Essex
SS6 7EW
TEL 0800 197 4836
E-MAIL enquiries@right-of-light.co.uk
WEBSITE www.right-of-light.co.uk



View From North West

Key

- Proposed Development
- Neighbouring Properties

Project Name: Tybalds Estate, Orde Hall Street, Camden, London
WC1N 3JT



RIGHT OF LIGHT CONSULTING
Chartered Surveyors

Right of Light Consulting
Burley House
15 - 17 High Street
Rayleigh
Essex
SS6 7EW
TEL 0800 197 4836
E-MAIL enquiries@right-of-light.co.uk
WEBSITE www.right-of-light.co.uk

Neighbouring Windows



28 Orde Hall Street



28 Orde Hall Street



26 Orde Hall Street



26 Orde Hall Street



24 Orde Hall Street



22 Orde Hall Street



22 Orde Hall Street



20 Orde Hall Street



20 Orde Hall Street



18 Orde Hall Street



18 Orde Hall Street



10 Orde Hall Street




8 Orde Hall Street



8 Orde Hall Street




6 and 6a Orde Hall Street




6 and 6a Orde Hall Street



4 Orde Hall Street



4 Orde Hall Street




2 Orde Hall Street



2 Orde Hall Street




2 Orde Hall Street



11 Dombey Street



10 Dombey Street



9 Dombey Street



1 to 50 Blemundsbury



1 to 50 Blemundsbury



1 to 50 Blemundsbury



1 to 50 Blemundsbury




1 to 50 Blemundsbury



1 to 50 Blemundsbury



1 to 50 Blemundsbury




1 to 50 Blemundsbury



1 to 50 Blemundsbury



1 to 50 Blemundsbury



1 to 50 Blemundsbury




1 to 50 Blemundsbury



1 to 50 Blemundsbury




1 to 42 Windmill




1 to 42 Windmill




1 to 42 Windmill




1 to 42 Windmill




98 Theobalds Road



98 Theobalds Road




98 Theobalds Road



110 to 124 Theobalds Road




110 to 124 Theobalds Road




110 to 124 Theobalds Road



110 to 124 Theobalds Road



110 to 124 Theobalds Road



110 to 124 Theobalds Road



110 to 124 Theobalds Road



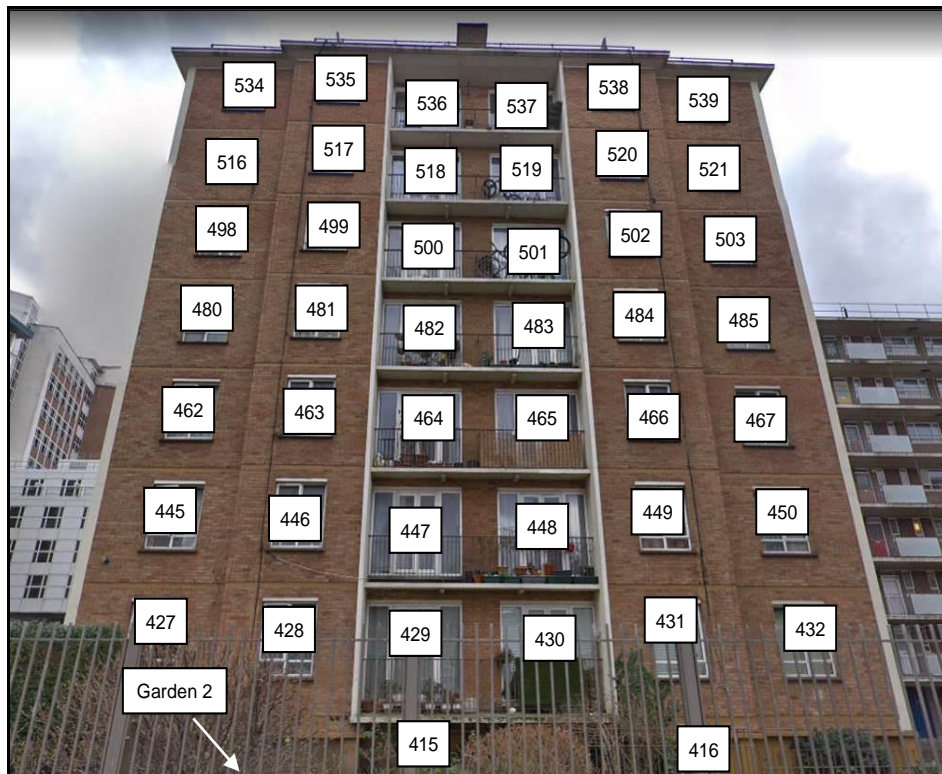
110 to 124 Theobalds Road




110 to 124 Theobalds Road



110 to 124 Theobalds Road




1 to 42 Falcon




1 to 42 Falcon



1 to 42 Falcon




1 to 42 Falcon




1 to 42 Falcon



1 to 42 Falcon



1 to 28 Richbell



1 to 28 Richbell



1 to 28 Richbell




1 to 28 Richbell




1 to 28 Richbell




1 to 28 Richbell



1 to 28 Richbell




1 to 28 Richbell




1 to 28 Richbell




1 to 28 Richbell




1 to 14 Springwater



1 to 14 Springwater




1 to 14 Springwater



1 to 14 Springwater



1 to 14 Springwater



1 to 14 Springwater



Boswell House



Boswell House



1 to 62 Boswell Street



1 to 62 Boswell Street



1 to 62 Boswell Street



1 to 62 Boswell Street



12 New North Street




12 New North Street




12 New North Street



12 New North Street



2 to 6 Boswell Court



2 to 6 Boswell Court




2 to 6 Boswell Court



2 to 6 Boswell Court




2 to 6 Boswell Court



20 to 25 Boswell Street



20 to 25 Boswell Street




20 to 25 Boswell Street




20 to 25 Boswell Street



20 to 25 Boswell Street




20 to 25 Boswell Street



20 to 25 Boswell Street




20 to 25 Boswell Street




26 to 27 Boswell Street



26 to 27 Boswell Street




26 to 27 Boswell Street




26 to 27 Boswell Street




26 to 27 Boswell Street



37 Queen Square



37 Queen Square




37 Queen Square




37 Queen Square



37 Queen Square




37 Queen Square



37 Queen Square



1 to 56 Babington Court



1 to 56 Babington Court



1 to 56 Babington Court



1 to 56 Babington Court




1 to 56 Babington Court




1 to 56 Babington Court



1 to 56 Babington Court



1 to 56 Babington Court



1 to 56 Babington Court



1 to 56 Babington Court




1 to 56 Babington Court




1 to 56 Babington Court



1 to 56 Babington Court



1 to 56 Babington Court




1 to 56 Babington Court



1 to 56 Babington Court




1 to 56 Babington Court




1 to 56 Babington Court



1 to 56 Babington Court



1 to 56 Babington Court



1 to 56 Babington Court



1 to 56 Babington Court



1 to 56 Babington Court



1 to 56 Babington Court



1 to 56 Babington Court



61 Great Ormond Street



59 Great Ormond Street



59 Great Ormond Street



57 Great Ormond Street



55 Great Ormond Street



53 Great Ormond Street



51 Great Ormond Street



1 Barbon Close



1 Barbon Close



1 Barbon Close



2 Barbon Close



2 Barbon Close



1 to 56 Chancellors Court



1 to 56 Chancellors Court



1 to 56 Chancellors Court



1 to 56 Chancellors Court



1 to 56 Chancellors Court



1 to 56 Chancellors Court



1 to 56 Chancellors Court



1 to 56 Chancellors Court



1 to 56 Chancellors Court



1 to 56 Chancellors Court



1 to 56 Chancellors Court



1 to 56 Chancellors Court




1 to 56 Chancellors Court



1 to 56 Chancellors Court



1 to 56 Chancellors Court



1 to 56 Chancellors Court



1 to 56 Chancellors Court




1 to 56 Chancellors Court



1 to 56 Chancellors Court



1 to 56 Chancellors Court



1 to 56 Chancellors Court



43 Great Ormond Street



41 Great Ormond Street




41 Great Ormond Street



37 to 39 Great Ormond Street



37 to 39 Great Ormond Street



37 to 39 Great Ormond Street




31 to 35 Great Ormond Street



37 to 39 Great Ormond Street



29 Great Ormond Street



29 Great Ormond Street






29 Great Ormond Street



29 Great Ormond Street




29 Great Ormond Street



29 Great Ormond Street



29 Orde Hall Street



29 Orde Hall Street

APPENDIX 2

DAYLIGHT AND SUNLIGHT RESULTS

Appendix 2 - Vertical Sky Component

Tybalds Estate, Orde Hall Street, Camden, London WC1N 3JT

Reference	Use Class	Vertical Sky Component			
		Before	After	Loss	Ratio
<u>28 Orde Hall Street</u>					
Window 1	Domestic	19.9%	19.4%	0.5%	0.97
Window 2	Domestic	18.9%	17.6%	1.3%	0.93
Window 3	Domestic	23.8%	23.5%	0.3%	0.99
Window 4	Domestic	24.5%	23.7%	0.8%	0.97
Window 5	Domestic	26.3%	26.3%	0.0%	1.0
Window 6	Domestic	26.6%	26.6%	0.0%	1.0
Window 7	Domestic	26.9%	26.8%	0.1%	1.0
Window 8	Domestic	29.1%	29.1%	0.0%	1.0
Window 9	Domestic	29.2%	29.2%	0.0%	1.0
Window 10	Domestic	29.4%	29.3%	0.1%	1.0
<u>26 Orde Hall Street</u>					
Window 11	Bedroom	22.1%	19.3%	2.8%	0.87
Window 12	Living Room	25.1%	23.5%	1.6%	0.94
Window 13	Domestic	27.2%	26.8%	0.4%	0.99
Window 14	Domestic	27.4%	26.3%	1.1%	0.96
Window 15	Domestic	29.5%	29.4%	0.1%	1.0
Window 16	Domestic	29.5%	29.4%	0.1%	1.0
<u>24 Orde Hall Street</u>					
Window 17	Domestic	22.9%	18.0%	4.9%	0.79
Window 18	Domestic	25.7%	22.3%	3.4%	0.87
Window 19	Domestic	25.6%	21.9%	3.7%	0.86
Window 20	Reception/Dining Area	27.5%	25.6%	1.9%	0.93
Window 21	Reception/Dining Area	27.5%	25.6%	1.9%	0.93
Window 22	Domestic	29.4%	29.2%	0.2%	0.99
Window 23	Domestic	29.3%	29.1%	0.2%	0.99
<u>22 Orde Hall Street</u>					
Window 24	Domestic	23.4%	19.6%	3.8%	0.84
Window 25	Domestic	25.7%	23.0%	2.7%	0.89
Window 26	Domestic	27.5%	25.9%	1.6%	0.94
Window 27	Domestic	27.4%	26.2%	1.2%	0.96

Appendix 2 - Vertical Sky Component

Tybalds Estate, Orde Hall Street, Camden, London WC1N 3JT

Reference	Use Class	Vertical Sky Component			
		Before	After	Loss	Ratio
Window 28	Domestic	29.2%	29.0%	0.2%	0.99
Window 29	Domestic	29.1%	28.9%	0.2%	0.99
<u>20 Orde Hall Street</u>					
Window 30	Domestic	23.4%	21.2%	2.2%	0.91
Window 31	Domestic	25.8%	24.2%	1.6%	0.94
Window 32	Domestic	25.5%	24.2%	1.3%	0.95
Window 33	Domestic	27.2%	26.4%	0.8%	0.97
Window 34	Domestic	27.0%	26.5%	0.5%	0.98
Window 35	Domestic	28.8%	28.8%	0.0%	1.0
Window 36	Domestic	28.6%	28.6%	0.0%	1.0
<u>18 Orde Hall Street</u>					
Window 37	Domestic	23.7%	22.5%	1.2%	0.95
Window 38	Domestic	25.1%	24.5%	0.6%	0.98
Window 39	Domestic	26.7%	26.5%	0.2%	0.99
Window 40	Domestic	26.5%	26.3%	0.2%	0.99
Window 41	Domestic	28.3%	28.3%	0.0%	1.0
Window 42	Domestic	28.0%	28.0%	0.0%	1.0
<u>10 Orde Hall Street</u>					
Window 43	Bedroom	23.1%	19.8%	3.3%	0.86
Window 44	Bathroom/WC	0.1%	0.1%	0.0%	1.0
Window 45	Lounge	24.4%	21.7%	2.7%	0.89
Window 46	Domestic	25.9%	24.0%	1.9%	0.93
Window 47	Domestic	25.6%	22.9%	2.7%	0.89
Window 48	Domestic	27.3%	26.3%	1.0%	0.96
Window 49	Domestic	27.1%	25.3%	1.8%	0.93
<u>8 Orde Hall Street</u>					
Window 50	Domestic	22.3%	16.1%	6.2%	0.72
Window 51	Domestic	24.2%	19.8%	4.4%	0.82
Window 52	Domestic	23.7%	18.1%	5.6%	0.76
Window 53	Reception Room	25.3%	21.5%	3.8%	0.85

Appendix 2 - Vertical Sky Component

Tybalds Estate, Orde Hall Street, Camden, London WC1N 3JT

Reference	Use Class	Vertical Sky Component			
		Before	After	Loss	Ratio
Window 54	Reception Room	25.0%	20.1%	4.9%	0.8
Window 55	Reception Room	13.4%	13.4%	0.0%	1.0
Window 56	Bedroom	26.8%	24.1%	2.7%	0.9
Window 57	Bedroom	26.5%	22.9%	3.6%	0.86
6 and 6a Orde Hall Street					
Window 58	Bedroom	21.9%	14.2%	7.7%	0.65
Window 59	Hallway	23.4%	16.5%	6.9%	0.71
Window 60	Living/Dining	23.2%	16.1%	7.1%	0.69
Window 61	Hallway	22.8%	15.6%	7.2%	0.68
Window 62	Living/Dining	24.8%	19.0%	5.8%	0.77
Window 63	Living/Dining	24.5%	18.6%	5.9%	0.76
Window 64	Bedroom	24.3%	18.2%	6.1%	0.75
Window 65	Living Room	26.3%	22.0%	4.3%	0.84
Window 66	Living Room	26.0%	21.6%	4.4%	0.83
Window 67	Bedroom	25.8%	21.1%	4.7%	0.82
4 Orde Hall Street					
Window 68	Domestic	22.7%	15.3%	7.4%	0.67
Window 69	Non Habitable	22.7%	15.3%	7.4%	0.67
Window 70	Domestic	22.3%	14.8%	7.5%	0.66
Window 71	Living/Kitchen/Study	24.0%	17.8%	6.2%	0.74
Window 72	Living/Kitchen/Study	23.8%	17.5%	6.3%	0.74
Window 73	Living/Kitchen/Study	23.6%	17.5%	6.1%	0.74
Window 74	Dining	23.1%	17.9%	5.2%	0.77
Window 75	Bedroom	25.5%	20.8%	4.7%	0.82
Window 76	Bedroom	25.2%	20.7%	4.5%	0.82
Window 77	Bedroom	25.0%	20.7%	4.3%	0.83
Window 78	Bedroom	24.6%	20.9%	3.7%	0.85
Window 79	Bedroom	72.9%	72.5%	0.4%	0.99
Window 80	Hall	80.6%	80.1%	0.5%	0.99
Window 81	Hall	81.0%	80.5%	0.5%	0.99
Window 82	Dressing Room	73.9%	73.4%	0.5%	0.99

Appendix 2 - Vertical Sky Component

Tybalds Estate, Orde Hall Street, Camden, London WC1N 3JT

Reference	Use Class	Vertical Sky Component			
		Before	After	Loss	Ratio
<u>2 Orde Hall Street</u>					
Window 83	Domestic	18.9%	14.9%	4.0%	0.79
Window 84	Domestic	20.6%	17.3%	3.3%	0.84
Window 85	Domestic	3.3%	2.6%	0.7%	0.79
Window 86	Domestic	22.3%	20.1%	2.2%	0.9
Window 87	Domestic	22.7%	21.1%	1.6%	0.93
Window 88	Domestic	23.9%	22.6%	1.3%	0.95
Window 89	Domestic	24.4%	23.4%	1.0%	0.96
Window 90	Domestic	25.6%	24.9%	0.7%	0.97
Window 91	Domestic	26.0%	25.5%	0.5%	0.98
Window 92	Domestic	88.2%	88.2%	0.0%	1.0
<u>11 Dombey Street</u>					
Window 93	Domestic	19.9%	17.6%	2.3%	0.88
Window 94	Domestic	19.7%	17.1%	2.6%	0.87
Window 95	Domestic	22.1%	20.2%	1.9%	0.91
Window 96	Domestic	22.0%	19.8%	2.2%	0.9
Window 97	Domestic	9.9%	7.6%	2.3%	0.77
Window 98	Domestic	25.2%	23.8%	1.4%	0.94
Window 99	Domestic	25.3%	23.6%	1.7%	0.93
Window 100	Domestic	28.8%	27.9%	0.9%	0.97
Window 101	Domestic	28.6%	27.6%	1.0%	0.97
Window 102	Domestic	31.8%	31.2%	0.6%	0.98
Window 103	Domestic	31.3%	30.6%	0.7%	0.98
<u>10 Dombey Street</u>					
Window 104	Domestic	19.3%	16.3%	3.0%	0.84
Window 105	Domestic	19.3%	16.3%	3.0%	0.84
Window 106	Domestic	22.1%	19.5%	2.6%	0.88
Window 107	Domestic	21.6%	19.0%	2.6%	0.88
Window 108	Domestic	9.8%	7.3%	2.5%	0.74
Window 109	Domestic	24.9%	23.0%	1.9%	0.92
Window 110	Domestic	24.3%	22.3%	2.0%	0.92
Window 111	Domestic	27.9%	26.7%	1.2%	0.96

Appendix 2 - Vertical Sky Component

Tybalds Estate, Orde Hall Street, Camden, London WC1N 3JT

Reference	Use Class	Vertical Sky Component			
		Before	After	Loss	Ratio
Window 112	Domestic	27.0%	25.8%	1.2%	0.96
Window 113	Domestic	30.3%	29.5%	0.8%	0.97
Window 114	Domestic	29.2%	28.5%	0.7%	0.98
<u>9 Dombey Street</u>					
Window 115	Domestic	17.0%	13.9%	3.1%	0.82
Window 116	Domestic	17.4%	14.4%	3.0%	0.83
Window 117	Domestic	20.3%	17.7%	2.6%	0.87
Window 118	Domestic	19.4%	16.9%	2.5%	0.87
Window 119	Domestic	8.5%	6.2%	2.3%	0.73
Window 120	Domestic	23.0%	21.1%	1.9%	0.92
Window 121	Domestic	21.9%	20.0%	1.9%	0.91
Window 122	Domestic	25.5%	24.2%	1.3%	0.95
Window 123	Domestic	24.3%	23.0%	1.3%	0.95
Window 124	Domestic	27.6%	26.8%	0.8%	0.97
Window 125	Domestic	26.3%	25.5%	0.8%	0.97
<u>1 to 50 Blemundsbury</u>					
Window 126	Domestic	7.0%	4.6%	2.4%	0.66
Window 127	Domestic	11.9%	6.1%	5.8%	0.51
Window 128	Domestic	12.0%	7.0%	5.0%	0.58
Window 129	Domestic	11.8%	7.2%	4.6%	0.61
Window 130	Domestic	11.5%	7.1%	4.4%	0.62
Window 131	Domestic	11.5%	6.6%	4.9%	0.57
Window 132	Domestic	11.7%	6.0%	5.7%	0.51
Window 133	Domestic	11.3%	4.1%	7.2%	0.36
Window 134	Domestic	11.0%	2.3%	8.7%	0.21
Window 135	Domestic	10.9%	2.0%	8.9%	0.18
Window 136	Domestic	10.8%	1.6%	9.2%	0.15
Window 137	Domestic	10.6%	0.7%	9.9%	0.07
Window 138	Domestic	10.5%	0.4%	10.1%	0.04
Window 139	Kitchen	27.2%	20.3%	6.9%	0.75
Window 140	Bedroom	6.9%	3.8%	3.1%	0.55
Window 141	Kitchen	9.8%	4.9%	4.9%	0.5

Appendix 2 - Vertical Sky Component

Tybalds Estate, Orde Hall Street, Camden, London WC1N 3JT

Reference	Use Class	Vertical Sky Component			
		Before	After	Loss	Ratio
Window 142	Bathroom/WC	9.9%	5.4%	4.5%	0.55
Window 143	Bathroom/WC	9.8%	5.7%	4.1%	0.58
Window 144	Hallway	9.6%	5.8%	3.8%	0.6
Window 145	Hallway	2.3%	1.5%	0.8%	0.65
Window 146	Bedroom	9.5%	5.9%	3.6%	0.62
Window 147	Kitchen	9.3%	5.8%	3.5%	0.62
Window 148	Bathroom/WC	9.3%	5.7%	3.6%	0.61
Window 149	Bathroom/WC	9.3%	5.4%	3.9%	0.58
Window 150	Hallway	9.2%	5.3%	3.9%	0.58
Window 151	Hallway	2.2%	1.4%	0.8%	0.64
Window 152	Bedroom	9.4%	4.8%	4.6%	0.51
Window 153	Kitchen	9.0%	3.4%	5.6%	0.38
Window 154	Bathroom/WC	8.9%	2.5%	6.4%	0.28
Window 155	Bathroom/WC	8.8%	1.9%	6.9%	0.22
Window 156	Hallway	2.1%	0.4%	1.7%	0.19
Window 157	Bedroom	8.7%	1.6%	7.1%	0.18
Window 158	Kitchen	8.6%	1.3%	7.3%	0.15
Window 159	Bathroom/WC	8.5%	1.0%	7.5%	0.12
Window 160	Bathroom/WC	8.5%	0.7%	7.8%	0.08
Window 161	Hallway	5.4%	0.3%	5.1%	0.06
Window 162	Hallway	2.1%	0.1%	2.0%	0.05
Window 163	Bedroom	8.3%	0.3%	8.0%	0.04
Window 164	Kitchen	30.5%	23.9%	6.6%	0.78
Window 165	Bedroom	7.1%	4.0%	3.1%	0.56
Window 166	Kitchen	10.2%	5.3%	4.9%	0.52
Window 167	Bathroom/WC	10.4%	5.9%	4.5%	0.57
Window 168	Bathroom/WC	10.3%	6.2%	4.1%	0.6
Window 169	Hallway	2.7%	1.6%	1.1%	0.59
Window 170	Bedroom	10.0%	6.6%	3.4%	0.66
Window 171	Kitchen	9.7%	6.5%	3.2%	0.67
Window 172	Bathroom/WC	9.7%	6.4%	3.3%	0.66
Window 173	Bathroom/WC	9.7%	6.2%	3.5%	0.64
Window 174	Hallway	9.6%	6.0%	3.6%	0.63

Appendix 2 - Vertical Sky Component

Tybalds Estate, Orde Hall Street, Camden, London WC1N 3JT

Reference	Use Class	Vertical Sky Component			
		Before	After	Loss	Ratio
Window 175	Hallway	2.6%	1.5%	1.1%	0.58
Window 176	Bedroom	9.8%	5.4%	4.4%	0.55
Window 177	Kitchen	9.4%	3.8%	5.6%	0.4
Window 178	Bathroom/WC	9.3%	2.8%	6.5%	0.3
Window 179	Bathroom/WC	9.2%	2.0%	7.2%	0.22
Window 180	Hallway	9.0%	1.9%	7.1%	0.21
Window 181	Hallway	2.4%	0.5%	1.9%	0.21
Window 182	Bedroom	9.1%	1.7%	7.4%	0.19
Window 183	Kitchen	9.0%	1.4%	7.6%	0.16
Window 184	Bathroom/WC	8.9%	1.1%	7.8%	0.12
Window 185	Bathroom/WC	8.9%	0.8%	8.1%	0.09
Window 186	Hallway	8.7%	0.6%	8.1%	0.07
Window 187	Hallway	2.4%	0.1%	2.3%	0.04
Window 188	Bedroom	8.7%	0.3%	8.4%	0.03
Window 189	Kitchen	33.7%	27.8%	5.9%	0.82
Window 190	Bedroom	7.5%	4.4%	3.1%	0.59
Window 191	Kitchen	11.0%	6.1%	4.9%	0.55
Window 192	Bathroom/WC	11.3%	6.9%	4.4%	0.61
Window 193	Bathroom/WC	11.1%	7.3%	3.8%	0.66
Window 194	Hallway	10.9%	7.5%	3.4%	0.69
Window 195	Hallway	3.5%	2.0%	1.5%	0.57
Window 196	Bedroom	10.8%	7.8%	3.0%	0.72
Window 197	Kitchen	10.6%	7.9%	2.7%	0.75
Window 198	Bathroom/WC	10.5%	7.9%	2.6%	0.75
Window 199	Bathroom/WC	10.5%	7.8%	2.7%	0.74
Window 200	Hallway	10.3%	7.7%	2.6%	0.75
Window 201	Hallway	3.2%	1.9%	1.3%	0.59
Window 202	Bedroom	10.6%	7.4%	3.2%	0.7
Window 203	Kitchen	10.3%	6.1%	4.2%	0.59
Window 204	Bathroom/WC	10.1%	5.3%	4.8%	0.52
Window 205	Bathroom/WC	10.0%	4.7%	5.3%	0.47
Window 206	Hallway	9.7%	4.5%	5.2%	0.46
Window 207	Hallway	3.0%	0.6%	2.4%	0.2

Appendix 2 - Vertical Sky Component

Tybalds Estate, Orde Hall Street, Camden, London WC1N 3JT

Reference	Use Class	Vertical Sky Component			
		Before	After	Loss	Ratio
Window 208	Bedroom	9.9%	4.4%	5.5%	0.44
Window 209	Kitchen	9.8%	4.1%	5.7%	0.42
Window 210	Bathroom/WC	9.7%	3.9%	5.8%	0.4
Window 211	Bathroom/WC	9.7%	3.6%	6.1%	0.37
Window 212	Hallway	9.4%	3.4%	6.0%	0.36
Window 213	Hallway	2.9%	0.2%	2.7%	0.07
Window 214	Bedroom	9.5%	3.2%	6.3%	0.34
Window 215	Kitchen	36.1%	31.8%	4.3%	0.88
Window 216	Bedroom	8.0%	5.7%	2.3%	0.71
Window 217	Kitchen	11.7%	7.9%	3.8%	0.68
Window 218	Bathroom/WC	12.0%	8.6%	3.4%	0.72
Window 219	Bathroom/WC	11.9%	9.0%	2.9%	0.76
Window 220	Hallway	11.6%	9.1%	2.5%	0.78
Window 221	Hallway	4.1%	2.6%	1.5%	0.63
Window 222	Bedroom	11.6%	9.4%	2.2%	0.81
Window 223	Kitchen	11.3%	9.6%	1.7%	0.85
Window 224	Bathroom/WC	11.3%	9.7%	1.6%	0.86
Window 225	Bathroom/WC	11.2%	9.7%	1.5%	0.87
Window 226	Hallway	10.9%	9.6%	1.3%	0.88
Window 227	Hallway	3.8%	2.9%	0.9%	0.76
Window 228	Bedroom	11.3%	9.7%	1.6%	0.86
Window 229	Kitchen	11.0%	9.1%	1.9%	0.83
Window 230	Bathroom/WC	10.9%	8.7%	2.2%	0.8
Window 231	Bathroom/WC	10.8%	8.4%	2.4%	0.78
Window 232	Hallway	10.4%	8.0%	2.4%	0.77
Window 233	Hallway	3.6%	1.9%	1.7%	0.53
Window 234	Bedroom	10.7%	8.2%	2.5%	0.77
Window 235	Kitchen	10.6%	8.1%	2.5%	0.76
Window 236	Bathroom/WC	10.6%	8.0%	2.6%	0.75
Window 237	Bathroom/WC	10.6%	7.9%	2.7%	0.75
Window 238	Hallway	10.2%	7.5%	2.7%	0.74
Window 239	Hallway	3.5%	1.6%	1.9%	0.46
Window 240	Bedroom	10.5%	7.7%	2.8%	0.73

Appendix 2 - Vertical Sky Component

Tybalds Estate, Orde Hall Street, Camden, London WC1N 3JT

Reference	Use Class	Vertical Sky Component			
		Before	After	Loss	Ratio
1 to 42 Windmill					
Window 241	Non Habitable	14.7%	12.9%	1.8%	0.88
Window 242	Non Habitable	6.1%	5.0%	1.1%	0.82
Window 243	Non Habitable	7.3%	5.5%	1.8%	0.75
Window 244	Non Habitable	16.9%	10.8%	6.1%	0.64
Window 245	Living Room	15.9%	14.1%	1.8%	0.89
Window 246	Living Room	1.9%	1.9%	0.0%	1.0
Window 247	Bedsitting Room	2.0%	1.9%	0.1%	0.95
Window 248	Bedsitting Room	17.6%	11.6%	6.0%	0.66
Window 249	Staircase & Landing	2.2%	1.8%	0.4%	0.82
Window 250	Living Room	17.7%	15.9%	1.8%	0.9
Window 251	Living Room	1.9%	1.9%	0.0%	1.0
Window 252	Bedsitting Room	2.0%	1.8%	0.2%	0.9
Window 253	Bedsitting Room	19.2%	12.8%	6.4%	0.67
Window 254	Staircase & Landing	18.8%	17.9%	0.9%	0.95
Window 255	Living Room	19.4%	17.7%	1.7%	0.91
Window 256	Living Room	2.7%	2.7%	0.0%	1.0
Window 257	Bedsitting Room	2.4%	2.2%	0.2%	0.92
Window 258	Bedsitting Room	20.7%	14.1%	6.6%	0.68
Window 259	Staircase & Landing	21.4%	20.5%	0.9%	0.96
Window 260	Living Room	21.3%	19.7%	1.6%	0.92
Window 261	Living Room	3.2%	3.2%	0.0%	1.0
Window 262	Bedsitting Room	3.0%	2.7%	0.3%	0.9
Window 263	Bedsitting Room	22.2%	15.5%	6.7%	0.7
Window 264	Staircase & Landing	24.4%	23.5%	0.9%	0.96
Window 265	Living Room	23.3%	22.0%	1.3%	0.94
Window 266	Living Room	4.1%	4.1%	0.0%	1.0
Window 267	Bedsitting Room	3.8%	3.5%	0.3%	0.92
Window 268	Bedsitting Room	23.9%	17.2%	6.7%	0.72
Window 269	Staircase & Landing	27.6%	26.8%	0.8%	0.97
Window 270	Living Room	25.5%	24.6%	0.9%	0.96
Window 271	Living Room	5.3%	5.3%	0.0%	1.0
Window 272	Bedsitting Room	5.0%	4.5%	0.5%	0.9

Appendix 2 - Vertical Sky Component

Tybalds Estate, Orde Hall Street, Camden, London WC1N 3JT

Reference	Use Class	Vertical Sky Component			
		Before	After	Loss	Ratio
Window 273	Bedsitting Room	25.6%	19.8%	5.8%	0.77
Window 274	Staircase & Landing	31.0%	30.4%	0.6%	0.98
Window 275	Living Room	27.8%	27.3%	0.5%	0.98
Window 276	Living Room	5.8%	5.8%	0.0%	1.0
Window 277	Bedsitting Room	7.3%	7.2%	0.1%	0.99
Window 278	Bedsitting Room	28.2%	24.8%	3.4%	0.88
<u>98 Theobalds Road</u>					
Window 279	Non Domestic	21.0%	18.9%	2.1%	0.9
Window 280	Non Domestic	21.2%	18.8%	2.4%	0.89
Window 281	Non Domestic	21.5%	18.7%	2.8%	0.87
Window 282	Non Domestic	21.8%	18.7%	3.1%	0.86
Window 283	Non Domestic	25.2%	23.4%	1.8%	0.93
Window 284	Non Domestic	25.0%	23.6%	1.4%	0.94
Window 285	Non Domestic	25.5%	25.5%	0.0%	1.0
Window 286	Non Domestic	25.5%	25.4%	0.1%	1.0
Window 287	Non Domestic	25.4%	25.4%	0.0%	1.0
Window 288	Non Domestic	25.2%	25.1%	0.1%	1.0
Window 289	Non Domestic	25.0%	24.9%	0.1%	1.0
Window 290	Non Domestic	24.9%	24.7%	0.2%	0.99
Window 291	Non Domestic	24.8%	24.6%	0.2%	0.99
Window 292	Non Domestic	24.7%	24.5%	0.2%	0.99
Window 293	Non Domestic	24.6%	24.3%	0.3%	0.99
Window 294	Non Domestic	24.6%	24.2%	0.4%	0.98
Window 295	Non Domestic	24.5%	24.1%	0.4%	0.98
Window 296	Non Domestic	24.5%	23.9%	0.6%	0.98
Window 297	Non Domestic	24.5%	23.7%	0.8%	0.97
Window 298	Non Domestic	24.4%	23.6%	0.8%	0.97
Window 299	Non Domestic	24.5%	23.3%	1.2%	0.95
Window 300	Non Domestic	24.5%	23.1%	1.4%	0.94
Window 301	Non Domestic	24.6%	22.7%	1.9%	0.92
Window 302	Non Domestic	24.7%	22.5%	2.2%	0.91
Window 303	Non Domestic	25.0%	22.4%	2.6%	0.9
Window 304	Non Domestic	25.2%	22.3%	2.9%	0.88

Appendix 2 - Vertical Sky Component

Tybalds Estate, Orde Hall Street, Camden, London WC1N 3JT

Reference	Use Class	Vertical Sky Component			
		Before	After	Loss	Ratio
Window 305	Non Domestic	27.7%	26.0%	1.7%	0.94
Window 306	Non Domestic	27.6%	26.1%	1.5%	0.95
Window 307	Non Domestic	27.4%	26.2%	1.2%	0.96
Window 308	Non Domestic	28.7%	27.2%	1.5%	0.95
Window 309	Non Domestic	28.8%	27.0%	1.8%	0.94
Window 310	Non Domestic	29.0%	26.8%	2.2%	0.92
Window 311	Non Domestic	29.1%	26.7%	2.4%	0.92
Window 312	Non Domestic	30.2%	28.9%	1.3%	0.96
Window 313	Non Domestic	30.1%	29.0%	1.1%	0.96
Window 314	Non Domestic	30.0%	29.0%	1.0%	0.97
Window 315	Non Domestic	32.2%	31.2%	1.0%	0.97
Window 316	Non Domestic	32.2%	31.1%	1.1%	0.97
Window 317	Non Domestic	32.3%	30.9%	1.4%	0.96
Window 318	Non Domestic	32.4%	30.8%	1.6%	0.95
Window 319	Non Domestic	32.7%	31.6%	1.1%	0.97
Window 320	Non Domestic	32.6%	31.6%	1.0%	0.97
Window 321	Non Domestic	32.4%	31.6%	0.8%	0.98
Window 322	Non Domestic	33.8%	33.4%	0.4%	0.99
Window 323	Non Domestic	33.9%	33.3%	0.6%	0.98
Window 324	Non Domestic	33.9%	33.3%	0.6%	0.98
Window 325	Non Domestic	34.0%	33.3%	0.7%	0.98
Window 326	Non Domestic	34.2%	33.5%	0.7%	0.98
Window 327	Non Domestic	34.1%	33.4%	0.7%	0.98
Window 328	Non Domestic	33.9%	33.3%	0.6%	0.98
<u>110 to 124 Theobalds Road</u>					
Window 329	Accommodation	13.3%	13.1%	0.2%	0.98
Window 330(BW)	Accommodation	13.5%	13.3%	0.2%	0.99
Window 331(BW)	Accommodation	14.1%	13.8%	0.3%	0.98
Window 332(BW)	Accommodation	20.0%	19.3%	0.7%	0.97
Window 333	Non Domestic	19.2%	18.5%	0.7%	0.96
Window 334	Hallway	8.0%	7.6%	0.4%	0.95
Window 335	Conference Facility	4.4%	4.2%	0.2%	0.95
Window 336	Conference Facility	3.0%	2.8%	0.2%	0.93

Appendix 2 - Vertical Sky Component

Tybalds Estate, Orde Hall Street, Camden, London WC1N 3JT

Reference	Use Class	Vertical Sky Component			
		Before	After	Loss	Ratio
Window 337	Conference Facility	3.2%	2.4%	0.8%	0.75
Window 338	Hallway	8.0%	7.3%	0.7%	0.91
Window 339(BW)	Non Domestic	16.2%	9.4%	6.8%	0.58
Window 340(BW)	Accommodation	24.9%	24.5%	0.4%	0.98
Window 341(BW)	Restaurant	14.9%	14.7%	0.2%	0.99
Window 342	Restaurant	15.5%	15.3%	0.2%	0.99
Window 343(BW)	Restaurant	22.2%	21.5%	0.7%	0.97
Window 344	Restaurant	14.3%	9.3%	5.0%	0.65
Window 345	Restaurant	18.0%	15.0%	3.0%	0.83
Window 346	Restaurant	20.6%	16.4%	4.2%	0.8
Window 347	Restaurant	22.0%	16.4%	5.6%	0.75
Window 348	Staircase & Landing	20.9%	20.2%	0.7%	0.97
Window 349(BW)	Non Domestic	22.9%	12.7%	10.2%	0.55
Window 350	Non Domestic	23.7%	7.2%	16.5%	0.3
Window 351	Non Domestic	26.5%	25.4%	1.1%	0.96
Window 352	Non Domestic	27.0%	26.4%	0.6%	0.98
Window 353	Office	16.5%	16.3%	0.2%	0.99
Window 354	Office	17.3%	17.0%	0.3%	0.98
Window 355	Office	24.5%	23.9%	0.6%	0.98
Window 356	Staircase & Landing	23.2%	22.6%	0.6%	0.97
Window 357	Office	13.6%	12.3%	1.3%	0.9
Window 358	Office	11.2%	11.2%	0.0%	1.0
Window 359	Office	19.7%	16.6%	3.1%	0.84
Window 360	Office	22.5%	18.2%	4.3%	0.81
Window 361	Office	23.9%	18.1%	5.8%	0.76
Window 362	Office	19.5%	12.6%	6.9%	0.65
Window 363	Office	19.4%	15.6%	3.8%	0.8
Window 364	Non Domestic	25.2%	14.0%	11.2%	0.56
Window 365	Non Domestic	26.1%	7.9%	18.2%	0.3
Window 366	Non Domestic	28.4%	27.3%	1.1%	0.96
Window 367	Non Domestic	28.8%	28.2%	0.6%	0.98
Window 368	Office	18.8%	18.6%	0.2%	0.99
Window 369	Office	19.7%	19.5%	0.2%	0.99

Appendix 2 - Vertical Sky Component

Tybalds Estate, Orde Hall Street, Camden, London WC1N 3JT

Reference	Use Class	Vertical Sky Component			
		Before	After	Loss	Ratio
Window 370	Office	27.5%	27.0%	0.5%	0.98
Window 371	Staircase & Landing	26.2%	25.7%	0.5%	0.98
Window 372	Office	17.0%	12.3%	4.7%	0.72
Window 373	Office	15.0%	13.8%	1.2%	0.92
Window 374	Office	12.6%	12.6%	0.0%	1.0
Window 375	Office	22.3%	19.2%	3.1%	0.86
Window 376	Office	25.3%	20.9%	4.4%	0.83
Window 377	Office	26.7%	20.7%	6.0%	0.78
Window 378	Office	21.5%	14.3%	7.2%	0.67
Window 379	Office	21.7%	17.5%	4.2%	0.81
Window 380	Non Domestic	27.7%	15.6%	12.1%	0.56
Window 381	Non Domestic	28.5%	8.8%	19.7%	0.31
Window 382	Non Domestic	30.6%	29.5%	1.1%	0.96
Window 383	Non Domestic	31.0%	30.4%	0.6%	0.98
Window 384	Office	21.0%	20.9%	0.1%	1.0
Window 385	Office	22.1%	21.9%	0.2%	0.99
Window 386	Office	30.2%	29.9%	0.3%	0.99
Window 387	Staircase & Landing	29.1%	28.6%	0.5%	0.98
Window 388	Office	18.4%	14.1%	4.3%	0.77
Window 389	Office	16.4%	15.2%	1.2%	0.93
Window 390	Office	14.3%	14.3%	0.0%	1.0
Window 391	Office	25.0%	22.1%	2.9%	0.88
Window 392	Office	28.1%	23.8%	4.3%	0.85
Window 393	Office	29.4%	23.5%	5.9%	0.8
Window 394	Office	23.4%	16.1%	7.3%	0.69
Window 395	Office	23.9%	19.4%	4.5%	0.81
Window 396	Non Domestic	30.3%	17.3%	13.0%	0.57
Window 397	Non Domestic	31.0%	9.7%	21.3%	0.31
Window 398	Non Domestic	32.9%	31.8%	1.1%	0.97
Window 399	Non Domestic	33.2%	32.7%	0.5%	0.98
Window 400	Office	24.6%	24.6%	0.0%	1.0
Window 401	Office	25.5%	25.4%	0.1%	1.0
Window 402	Office	26.6%	26.5%	0.1%	1.0

Appendix 2 - Vertical Sky Component

Tybalds Estate, Orde Hall Street, Camden, London WC1N 3JT

Reference	Use Class	Vertical Sky Component			
		Before	After	Loss	Ratio
Window 403	Staircase & Landing	32.0%	31.6%	0.4%	0.99
Window 404	Office	19.9%	16.0%	3.9%	0.8
Window 405	Office	18.6%	17.6%	1.0%	0.95
Window 406	Office	16.6%	16.6%	0.0%	1.0
Window 407	Office	28.3%	25.7%	2.6%	0.91
Window 408	Office	31.1%	27.2%	3.9%	0.87
Window 409	Office	32.2%	26.5%	5.7%	0.82
Window 410	Office	25.3%	18.0%	7.3%	0.71
Window 411	Office	26.0%	21.3%	4.7%	0.82
Window 412	Non Domestic	33.1%	19.3%	13.8%	0.58
Window 413	Non Domestic	26.0%	8.5%	17.5%	0.33
Window 414	Non Domestic	35.5%	34.1%	1.4%	0.96
<u>1 to 42 Falcon</u>					
Window 415	Non Habitable	15.5%	9.2%	6.3%	0.59
Window 416	Non Habitable	19.3%	12.4%	6.9%	0.64
Window 417	Non Habitable	1.5%	1.4%	0.1%	0.93
Window 418	Non Habitable	0.3%	0.1%	0.2%	0.33
Window 419	Non Habitable	2.9%	1.6%	1.3%	0.55
Window 420	Non Habitable	3.2%	1.7%	1.5%	0.53
Window 421	Non Habitable	0.2%	0.1%	0.1%	0.5
Window 422	Non Habitable	3.5%	1.8%	1.7%	0.51
Window 423	Non Habitable	0.1%	0.1%	0.0%	1.0
Window 424	Non Habitable	3.5%	1.9%	1.6%	0.54
Window 425	Non Habitable	3.4%	1.9%	1.5%	0.56
Window 426	Non Habitable	0.1%	0.1%	0.0%	1.0
Window 427	Domestic	22.4%	17.3%	5.1%	0.77
Window 428	Domestic	22.7%	17.0%	5.7%	0.75
Window 429	Domestic	9.5%	3.5%	6.0%	0.37
Window 430	Domestic	9.4%	2.9%	6.5%	0.31
Window 431	Domestic	23.1%	16.2%	6.9%	0.7
Window 432	Domestic	22.9%	16.4%	6.5%	0.72
Window 433	Domestic	21.0%	21.0%	0.0%	1.0
Window 434	Domestic	2.7%	1.9%	0.8%	0.7

Appendix 2 - Vertical Sky Component

Tybalds Estate, Orde Hall Street, Camden, London WC1N 3JT

Reference	Use Class	Vertical Sky Component			
		Before	After	Loss	Ratio
Window 435	Domestic	3.3%	2.0%	1.3%	0.61
Window 436	Domestic	3.8%	2.2%	1.6%	0.58
Window 437	Domestic	4.0%	2.3%	1.7%	0.58
Window 438	Domestic	4.1%	2.3%	1.8%	0.56
Window 439	Domestic	6.3%	4.5%	1.8%	0.71
Window 440	Domestic	0.1%	0.1%	0.0%	1.0
Window 441	Domestic	4.1%	2.4%	1.7%	0.59
Window 442	Domestic	4.0%	2.6%	1.4%	0.65
Window 443	Domestic	6.3%	5.0%	1.3%	0.79
Window 444	Domestic	0.1%	0.1%	0.0%	1.0
Window 445	Domestic	24.3%	19.3%	5.0%	0.79
Window 446	Domestic	24.6%	19.0%	5.6%	0.77
Window 447	Domestic	11.6%	5.7%	5.9%	0.49
Window 448	Domestic	11.5%	5.1%	6.4%	0.44
Window 449	Domestic	25.0%	18.2%	6.8%	0.73
Window 450	Domestic	24.8%	18.5%	6.3%	0.75
Window 451	Domestic	22.9%	22.9%	0.0%	1.0
Window 452	Domestic	3.8%	3.1%	0.7%	0.82
Window 453	Domestic	4.5%	3.4%	1.1%	0.76
Window 454	Domestic	5.2%	3.8%	1.4%	0.73
Window 455	Domestic	5.5%	4.0%	1.5%	0.73
Window 456	Domestic	5.7%	4.1%	1.6%	0.72
Window 457	Domestic	8.1%	6.6%	1.5%	0.81
Window 458	Domestic	0.3%	0.1%	0.2%	0.33
Window 459	Domestic	5.8%	4.3%	1.5%	0.74
Window 460	Domestic	5.9%	4.6%	1.3%	0.78
Window 461	Domestic	0.1%	0.1%	0.0%	1.0
Window 462	Domestic	26.3%	21.5%	4.8%	0.82
Window 463	Domestic	26.6%	21.2%	5.4%	0.8
Window 464	Domestic	13.0%	7.4%	5.6%	0.57
Window 465	Domestic	12.9%	6.8%	6.1%	0.53
Window 466	Domestic	27.0%	20.6%	6.4%	0.76
Window 467	Domestic	26.9%	20.9%	6.0%	0.78

Appendix 2 - Vertical Sky Component

Tybalds Estate, Orde Hall Street, Camden, London WC1N 3JT

Reference	Use Class	Vertical Sky Component			
		Before	After	Loss	Ratio
Window 468	Domestic	25.2%	25.1%	0.1%	1.0
Window 469	Domestic	4.8%	4.1%	0.7%	0.85
Window 470	Domestic	5.5%	4.6%	0.9%	0.84
Window 471	Domestic	6.4%	5.2%	1.2%	0.81
Window 472	Domestic	6.9%	5.5%	1.4%	0.8
Window 473	Domestic	7.1%	5.7%	1.4%	0.8
Window 474	Domestic	9.6%	8.3%	1.3%	0.86
Window 475	Domestic	0.5%	0.2%	0.3%	0.4
Window 476	Domestic	7.4%	6.1%	1.3%	0.82
Window 477	Domestic	7.7%	6.6%	1.1%	0.86
Window 478	Domestic	10.5%	9.4%	1.1%	0.9
Window 479	Domestic	0.4%	0.2%	0.2%	0.5
Window 480	Domestic	28.4%	23.9%	4.5%	0.84
Window 481	Domestic	28.6%	23.5%	5.1%	0.82
Window 482	Domestic	14.9%	9.7%	5.2%	0.65
Window 483	Domestic	14.8%	9.1%	5.7%	0.61
Window 484	Domestic	29.1%	23.1%	6.0%	0.79
Window 485	Domestic	29.0%	23.5%	5.5%	0.81
Window 486	Domestic	27.7%	27.6%	0.1%	1.0
Window 487	Domestic	5.7%	5.1%	0.6%	0.89
Window 488	Domestic	6.6%	5.7%	0.9%	0.86
Window 489	Domestic	7.6%	6.6%	1.0%	0.87
Window 490	Domestic	8.2%	7.1%	1.1%	0.87
Window 491	Domestic	8.5%	7.4%	1.1%	0.87
Window 492	Domestic	11.3%	10.2%	1.1%	0.9
Window 493	Domestic	1.6%	1.1%	0.5%	0.69
Window 494	Domestic	9.0%	7.9%	1.1%	0.88
Window 495	Domestic	9.6%	8.7%	0.9%	0.91
Window 496	Domestic	12.7%	11.7%	1.0%	0.92
Window 497	Domestic	1.7%	1.3%	0.4%	0.76
Window 498	Domestic	30.4%	26.4%	4.0%	0.87
Window 499	Domestic	30.6%	26.0%	4.6%	0.85
Window 500	Domestic	16.6%	11.8%	4.8%	0.71

Appendix 2 - Vertical Sky Component

Tybalds Estate, Orde Hall Street, Camden, London WC1N 3JT

Reference	Use Class	Vertical Sky Component			
		Before	After	Loss	Ratio
Window 501	Domestic	16.4%	11.4%	5.0%	0.7
Window 502	Domestic	31.2%	25.8%	5.4%	0.83
Window 503	Domestic	31.1%	26.2%	4.9%	0.84
Window 504	Domestic	30.4%	30.4%	0.0%	1.0
Window 505	Domestic	6.5%	6.1%	0.4%	0.94
Window 506	Domestic	7.7%	7.1%	0.6%	0.92
Window 507	Domestic	9.2%	8.4%	0.8%	0.91
Window 508	Domestic	10.0%	9.1%	0.9%	0.91
Window 509	Domestic	10.4%	9.5%	0.9%	0.91
Window 510	Domestic	13.4%	12.5%	0.9%	0.93
Window 511	Domestic	3.0%	2.3%	0.7%	0.77
Window 512	Domestic	11.0%	10.2%	0.8%	0.93
Window 513	Domestic	11.6%	10.9%	0.7%	0.94
Window 514	Domestic	14.7%	14.0%	0.7%	0.95
Window 515	Domestic	3.3%	2.7%	0.6%	0.82
Window 516	Domestic	32.1%	28.6%	3.5%	0.89
Window 517	Domestic	32.4%	28.4%	4.0%	0.88
Window 518	Domestic	18.4%	14.4%	4.0%	0.78
Window 519	Domestic	18.3%	14.1%	4.2%	0.77
Window 520	Domestic	33.0%	28.4%	4.6%	0.86
Window 521	Domestic	32.9%	28.7%	4.2%	0.87
Window 522	Domestic	33.2%	33.2%	0.0%	1.0
Window 523	Domestic	7.6%	7.3%	0.3%	0.96
Window 524	Domestic	9.3%	8.8%	0.5%	0.95
Window 525	Domestic	10.9%	10.3%	0.6%	0.94
Window 526	Domestic	11.6%	11.0%	0.6%	0.95
Window 527	Domestic	12.0%	11.3%	0.7%	0.94
Window 528	Domestic	15.1%	14.5%	0.6%	0.96
Window 529	Domestic	3.9%	3.3%	0.6%	0.85
Window 530	Domestic	12.5%	11.8%	0.7%	0.94
Window 531	Domestic	12.9%	12.4%	0.5%	0.96
Window 532	Domestic	16.1%	15.7%	0.4%	0.98
Window 533	Domestic	4.1%	3.7%	0.4%	0.9

Appendix 2 - Vertical Sky Component

Tybalds Estate, Orde Hall Street, Camden, London WC1N 3JT

Reference	Use Class	Vertical Sky Component			
		Before	After	Loss	Ratio
Window 534	Domestic	29.4%	26.8%	2.6%	0.91
Window 535	Domestic	29.9%	26.9%	3.0%	0.9
Window 536	Domestic	14.8%	11.8%	3.0%	0.8
Window 537	Domestic	14.9%	11.6%	3.3%	0.78
Window 538	Domestic	30.6%	27.0%	3.6%	0.88
Window 539	Domestic	30.0%	26.8%	3.2%	0.89
Window 540	Domestic	31.8%	31.7%	0.1%	1.0
Window 541	Domestic	9.9%	9.4%	0.5%	0.95
Window 542	Domestic	12.1%	11.6%	0.5%	0.96
Window 543	Domestic	13.5%	13.0%	0.5%	0.96
Window 544	Domestic	13.9%	13.5%	0.4%	0.97
Window 545	Domestic	14.1%	13.7%	0.4%	0.97
Window 546	Domestic	17.3%	16.9%	0.4%	0.98
Window 547	Domestic	5.4%	5.1%	0.3%	0.94
Window 548	Domestic	14.4%	14.1%	0.3%	0.98
Window 549	Domestic	14.7%	14.5%	0.2%	0.99
Window 550	Domestic	17.9%	17.7%	0.2%	0.99
Window 551	Domestic	5.7%	5.5%	0.2%	0.96
<u>1 to 28 Richbell</u>					
Window 552	Hallway	17.3%	17.2%	0.1%	0.99
Window 553	Hallway	2.6%	2.6%	0.0%	1.0
Window 554	Domestic	17.9%	17.7%	0.2%	0.99
Window 555	Domestic	18.4%	18.2%	0.2%	0.99
Window 556	Hallway	18.0%	17.9%	0.1%	0.99
Window 557	Hallway	3.9%	3.9%	0.0%	1.0
Window 558	Domestic	13.0%	12.7%	0.3%	0.98
Window 559	Domestic	13.2%	12.1%	1.1%	0.92
Window 560	Hallway	18.4%	14.9%	3.5%	0.81
Window 561	Non Habitable	18.5%	14.2%	4.3%	0.77
Window 562	Living Room	0.4%	0.4%	0.0%	1.0
Window 563	Living Room	23.3%	23.0%	0.3%	0.99
Window 564	Living Room	23.9%	23.6%	0.3%	0.99
Window 565	Living Room	1.1%	1.0%	0.1%	0.91

Appendix 2 - Vertical Sky Component

Tybalds Estate, Orde Hall Street, Camden, London WC1N 3JT

Reference	Use Class	Vertical Sky Component			
		Before	After	Loss	Ratio
Window 566	Bedroom	3.0%	3.0%	0.0%	1.0
Window 567	Bedroom	3.1%	2.9%	0.2%	0.94
Window 568	Living Room	1.7%	1.7%	0.0%	1.0
Window 569	Living Room	22.0%	17.9%	4.1%	0.81
Window 570	Kitchen	19.1%	5.7%	13.4%	0.3
Window 571	Kitchen	3.4%	3.4%	0.0%	1.0
Window 572	Kitchen	1.4%	1.2%	0.2%	0.86
Window 573	Living Room	1.1%	1.1%	0.0%	1.0
Window 574	Living Room	23.8%	23.6%	0.2%	0.99
Window 575	Living Room	24.3%	24.1%	0.2%	0.99
Window 576	Living Room	1.7%	1.7%	0.0%	1.0
Window 577	Bedroom	4.2%	4.2%	0.0%	1.0
Window 578	Bedroom	4.2%	4.2%	0.0%	1.0
Window 579	Living Room	2.3%	2.3%	0.0%	1.0
Window 580	Living Room	24.3%	20.6%	3.7%	0.85
Window 581	Kitchen	21.4%	6.7%	14.7%	0.31
Window 582	Kitchen	0.4%	0.4%	0.0%	1.0
Window 583	Kitchen	1.5%	1.3%	0.2%	0.87
Window 584	Kitchen	0.3%	0.1%	0.2%	0.33
Window 585	Living Room	2.2%	2.2%	0.0%	1.0
Window 586	Living Room	26.5%	26.4%	0.1%	1.0
Window 587	Living Room	26.9%	26.7%	0.2%	0.99
Window 588	Living Room	2.5%	2.5%	0.0%	1.0
Window 589	Bedroom	6.1%	6.1%	0.0%	1.0
Window 590	Bedroom	5.9%	5.9%	0.0%	1.0
Window 591	Living Room	3.0%	3.0%	0.0%	1.0
Window 592	Living Room	26.7%	22.8%	3.9%	0.85
Window 593	Kitchen	24.0%	7.8%	16.2%	0.33
Window 594	Kitchen	0.5%	0.5%	0.0%	1.0
Window 595	Kitchen	3.2%	3.1%	0.1%	0.97
Window 596	Living Room	3.3%	3.3%	0.0%	1.0
Window 597	Living Room	29.3%	29.2%	0.1%	1.0
Window 598	Living Room	29.5%	29.3%	0.2%	0.99

Appendix 2 - Vertical Sky Component

Tybalds Estate, Orde Hall Street, Camden, London WC1N 3JT

Reference	Use Class	Vertical Sky Component			
		Before	After	Loss	Ratio
Window 599	Living Room	3.3%	3.3%	0.0%	1.0
Window 600	Bedroom	8.2%	8.2%	0.0%	1.0
Window 601	Bedroom	7.9%	7.9%	0.0%	1.0
Window 602	Living Room	3.9%	3.9%	0.0%	1.0
Window 603	Living Room	29.2%	25.1%	4.1%	0.86
Window 604	Kitchen	26.6%	9.2%	17.4%	0.35
Window 605	Kitchen	0.9%	0.9%	0.0%	1.0
Window 606	Kitchen	4.7%	4.6%	0.1%	0.98
Window 607	Living Room	4.4%	4.4%	0.0%	1.0
Window 608	Living Room	32.0%	31.9%	0.1%	1.0
Window 609	Living Room	32.0%	31.9%	0.1%	1.0
Window 610	Living Room	4.0%	4.0%	0.0%	1.0
Window 611	Bedroom	10.0%	10.0%	0.0%	1.0
Window 612	Bedroom	9.7%	9.7%	0.0%	1.0
Window 613	Living Room	4.6%	4.6%	0.0%	1.0
Window 614	Living Room	31.6%	27.2%	4.4%	0.86
Window 615	Kitchen	29.2%	10.7%	18.5%	0.37
Window 616	Kitchen	1.6%	1.6%	0.0%	1.0
Window 617	Kitchen	6.2%	6.1%	0.1%	0.98
Window 618	Living Room	5.3%	5.3%	0.0%	1.0
Window 619	Living Room	34.3%	34.2%	0.1%	1.0
Window 620	Living Room	34.2%	34.1%	0.1%	1.0
Window 621	Living Room	4.6%	4.6%	0.0%	1.0
Window 622	Bedroom	11.6%	11.6%	0.0%	1.0
Window 623	Bedroom	11.2%	11.2%	0.0%	1.0
Window 624	Living Room	5.1%	5.1%	0.0%	1.0
Window 625	Living Room	33.7%	29.1%	4.6%	0.86
Window 626	Kitchen	31.8%	12.5%	19.3%	0.39
Window 627	Kitchen	2.2%	2.2%	0.0%	1.0
Window 628	Kitchen	7.5%	7.5%	0.0%	1.0
Window 629	Living Room	5.7%	5.7%	0.0%	1.0
Window 630	Living Room	33.1%	33.0%	0.1%	1.0
Window 631	Living Room	33.0%	32.9%	0.1%	1.0

Appendix 2 - Vertical Sky Component

Tybalds Estate, Orde Hall Street, Camden, London WC1N 3JT

Reference	Use Class	Vertical Sky Component			
		Before	After	Loss	Ratio
Window 632	Living Room	5.5%	5.5%	0.0%	1.0
Window 633	Bedroom	13.5%	13.5%	0.0%	1.0
Window 634	Bedroom	13.4%	13.4%	0.0%	1.0
Window 635	Living Room	5.6%	5.6%	0.0%	1.0
Window 636	Living Room	32.9%	28.8%	4.1%	0.88
Window 637	Kitchen	34.2%	14.8%	19.4%	0.43
Window 638	Kitchen	2.6%	2.6%	0.0%	1.0
Window 639	Kitchen	8.0%	7.9%	0.1%	0.99
Window 640	Domestic	37.6%	36.7%	0.9%	0.98
Window 641	Domestic	35.6%	35.5%	0.1%	1.0
Window 642	Domestic	32.5%	32.5%	0.0%	1.0
Window 643	Domestic	34.3%	33.6%	0.7%	0.98
<u>1 to 14 Springwater</u>					
Window 644	Non Habitable	15.1%	12.0%	3.1%	0.79
Window 645	Non Habitable	16.1%	12.8%	3.3%	0.8
Window 646	Non Habitable	16.2%	12.6%	3.6%	0.78
Window 647	Non Habitable	15.3%	11.7%	3.6%	0.76
Window 648	Non Habitable	10.5%	7.1%	3.4%	0.68
Window 649	Non Habitable	10.3%	7.3%	3.0%	0.71
Window 650	Bedroom	20.7%	19.2%	1.5%	0.93
Window 651	Bedroom	18.4%	15.3%	3.1%	0.83
Window 652	Living Room	18.5%	15.0%	3.5%	0.81
Window 653	Living Room	3.3%	1.4%	1.9%	0.42
Window 654	Living Room	3.4%	2.0%	1.4%	0.59
Window 655	Living Room	16.5%	14.4%	2.1%	0.87
Window 656	Bedroom	14.4%	12.9%	1.5%	0.9
Window 657	Bedroom	23.2%	21.7%	1.5%	0.94
Window 658	Bedroom	20.5%	17.5%	3.0%	0.85
Window 659	Living Room	20.5%	17.3%	3.2%	0.84
Window 660	Living Room	4.5%	2.2%	2.3%	0.49
Window 661	Living Room	4.5%	2.8%	1.7%	0.62
Window 662	Living Room	18.3%	16.4%	1.9%	0.9
Window 663	Bedroom	15.8%	14.5%	1.3%	0.92

Appendix 2 - Vertical Sky Component

Tybalds Estate, Orde Hall Street, Camden, London WC1N 3JT

Reference	Use Class	Vertical Sky Component			
		Before	After	Loss	Ratio
Window 664	Bedroom	25.7%	24.3%	1.4%	0.95
Window 665	Bedroom	22.7%	19.9%	2.8%	0.88
Window 666	Living Room	22.6%	19.8%	2.8%	0.88
Window 667	Living Room	5.4%	3.0%	2.4%	0.56
Window 668	Living Room	5.4%	3.6%	1.8%	0.67
Window 669	Living Room	20.2%	18.7%	1.5%	0.93
Window 670	Bedroom	17.2%	16.2%	1.0%	0.94
Window 671	Bedroom	28.1%	26.9%	1.2%	0.96
Window 672	Bedroom	25.3%	23.1%	2.2%	0.91
Window 673	Living Room	25.2%	23.0%	2.2%	0.91
Window 674	Living Room	7.9%	6.0%	1.9%	0.76
Window 675	Living Room	7.9%	6.5%	1.4%	0.82
Window 676	Living Room	22.7%	21.6%	1.1%	0.95
Window 677	Bedroom	19.1%	18.5%	0.6%	0.97
Window 678	Bedroom	30.3%	29.2%	1.1%	0.96
Window 679	Bedroom	27.6%	26.1%	1.5%	0.95
Window 680	Living Room	27.5%	26.1%	1.4%	0.95
Window 681	Living Room	8.9%	7.9%	1.0%	0.89
Window 682	Living Room	8.9%	8.3%	0.6%	0.93
Window 683	Living Room	25.5%	25.1%	0.4%	0.98
Window 684	Bedroom	21.5%	21.3%	0.2%	0.99
Window 685	Bedroom	32.2%	31.3%	0.9%	0.97
Window 686	Bedroom	29.9%	29.2%	0.7%	0.98
Window 687	Living Room	29.9%	29.5%	0.4%	0.99
Window 688	Living Room	11.2%	11.0%	0.2%	0.98
Window 689	Living Room	11.3%	11.2%	0.1%	0.99
Window 690	Living Room	29.3%	29.2%	0.1%	1.0
Window 691	Bedroom	25.9%	25.9%	0.0%	1.0
Window 692	Bedroom	33.9%	33.2%	0.7%	0.98
Window 693	Bedroom	30.2%	30.2%	0.0%	1.0
Window 694	Living Room	30.7%	30.7%	0.0%	1.0
Window 695	Living Room	16.1%	16.1%	0.0%	1.0
Window 696	Living Room	16.3%	16.3%	0.0%	1.0

Appendix 2 - Vertical Sky Component

Tybalds Estate, Orde Hall Street, Camden, London WC1N 3JT

Reference	Use Class	Vertical Sky Component			
		Before	After	Loss	Ratio
Window 697	Living Room	31.2%	31.2%	0.0%	1.0
Window 698	Bedroom	31.3%	31.3%	0.0%	1.0
<u>Boswell House</u>					
Window 699	Domestic	0.7%	0.6%	0.1%	0.86
Window 700	Domestic	0.1%	0.1%	0.0%	1.0
Window 701	Domestic	0.9%	0.8%	0.1%	0.89
Window 702	Domestic	1.2%	1.1%	0.1%	0.92
Window 703	Domestic	1.4%	1.2%	0.2%	0.86
Window 704	Domestic	0.1%	0.1%	0.0%	1.0
Window 705	Domestic	1.2%	1.0%	0.2%	0.83
Window 706	Domestic	2.7%	2.3%	0.4%	0.85
Window 707	Domestic	0.1%	0.1%	0.0%	1.0
Window 708	Domestic	2.4%	2.0%	0.4%	0.83
Window 709	Domestic	2.9%	2.3%	0.6%	0.79
Window 710	Domestic	3.2%	2.7%	0.5%	0.84
Window 711	Domestic	0.1%	0.1%	0.0%	1.0
Window 712	Domestic	2.6%	2.2%	0.4%	0.85
Window 713	Domestic	4.6%	4.4%	0.2%	0.96
Window 714	Domestic	0.1%	0.1%	0.0%	1.0
Window 715	Domestic	4.3%	4.1%	0.2%	0.95
Window 716	Domestic	4.5%	4.2%	0.3%	0.93
Window 717	Domestic	4.7%	4.2%	0.5%	0.89
Window 718	Domestic	0.1%	0.1%	0.0%	1.0
Window 719	Domestic	4.3%	3.8%	0.5%	0.88
Window 720	Domestic	6.5%	6.5%	0.0%	1.0
Window 721	Domestic	0.1%	0.1%	0.0%	1.0
Window 722	Domestic	5.8%	5.8%	0.0%	1.0
Window 723	Domestic	5.7%	5.6%	0.1%	0.98
Window 724	Domestic	6.0%	5.9%	0.1%	0.98
Window 725	Domestic	0.1%	0.1%	0.0%	1.0
Window 726	Domestic	5.2%	5.1%	0.1%	0.98

Appendix 2 - Vertical Sky Component

Tybalds Estate, Orde Hall Street, Camden, London WC1N 3JT

Reference	Use Class	Vertical Sky Component			
		Before	After	Loss	Ratio
1 to 62 Boswell Street					
Window 727	Domestic	0.1%	0.1%	0.0%	1.0
Window 728	Domestic	0.1%	0.1%	0.0%	1.0
Window 729	Domestic	1.5%	1.5%	0.0%	1.0
Window 730	Domestic	1.7%	1.7%	0.0%	1.0
Window 731	Domestic	0.1%	0.1%	0.0%	1.0
Window 732	Domestic	1.5%	1.5%	0.0%	1.0
Window 733	Domestic	1.6%	1.6%	0.0%	1.0
Window 734	Domestic	0.1%	0.1%	0.0%	1.0
Window 735	Domestic	0.1%	0.1%	0.0%	1.0
Window 736	Domestic	2.4%	2.4%	0.0%	1.0
Window 737	Domestic	3.0%	2.9%	0.1%	0.97
Window 738	Domestic	0.1%	0.1%	0.0%	1.0
Window 739	Domestic	6.0%	5.9%	0.1%	0.98
Window 740	Domestic	15.9%	15.7%	0.2%	0.99
Window 741	Domestic	0.1%	0.1%	0.0%	1.0
Window 742	Domestic	0.3%	0.3%	0.0%	1.0
Window 743	Domestic	2.6%	2.6%	0.0%	1.0
Window 744	Domestic	3.3%	3.2%	0.1%	0.97
Window 745	Domestic	0.1%	0.1%	0.0%	1.0
Window 746	Domestic	7.5%	7.3%	0.2%	0.97
Window 747	Domestic	19.2%	19.1%	0.1%	0.99
Window 748	Domestic	0.3%	0.3%	0.0%	1.0
Window 749	Domestic	0.5%	0.5%	0.0%	1.0
Window 750	Domestic	2.8%	2.7%	0.1%	0.96
Window 751	Domestic	3.8%	3.6%	0.2%	0.95
Window 752	Domestic	0.1%	0.1%	0.0%	1.0
Window 753	Domestic	5.6%	5.3%	0.3%	0.95
Window 754	Domestic	21.5%	21.1%	0.4%	0.98
12 New North Street					
Window 755	Domestic	19.8%	18.9%	0.9%	0.95
Window 756	Domestic	19.6%	16.1%	3.5%	0.82
Window 757	Domestic	16.5%	15.1%	1.4%	0.92

Appendix 2 - Vertical Sky Component

Tybalds Estate, Orde Hall Street, Camden, London WC1N 3JT

Reference	Use Class	Vertical Sky Component			
		Before	After	Loss	Ratio
Window 758	Domestic	21.3%	19.4%	1.9%	0.91
Window 759	Domestic	20.7%	20.2%	0.5%	0.98
Window 760	Domestic	20.4%	18.1%	2.3%	0.89
Window 761	Domestic	22.5%	19.6%	2.9%	0.87
Window 762	Domestic	23.3%	20.2%	3.1%	0.87
Window 763	Domestic	17.4%	16.5%	0.9%	0.95
Window 764	Domestic	22.5%	21.3%	1.2%	0.95
Window 765	Domestic	20.8%	20.4%	0.4%	0.98
Window 766	Domestic	21.6%	20.2%	1.4%	0.94
Window 767	Domestic	24.1%	22.4%	1.7%	0.93
Window 768	Domestic	25.1%	23.2%	1.9%	0.92
Window 769	Domestic	19.4%	19.0%	0.4%	0.98
Window 770	Domestic	25.2%	25.0%	0.2%	0.99
Window 771	Domestic	23.5%	23.0%	0.5%	0.98
Window 772	Domestic	26.3%	25.7%	0.6%	0.98
Window 773	Domestic	26.9%	26.1%	0.8%	0.97
Window 774	Living/Kitchen	29.6%	29.6%	0.0%	1.0
Window 775	Living/Kitchen	6.8%	6.8%	0.0%	1.0
Window 776	Living/Kitchen	29.9%	29.9%	0.0%	1.0
Window 777	Living/Kitchen	33.7%	33.7%	0.0%	1.0
Window 778	Living/Kitchen	31.7%	31.6%	0.1%	1.0
<u>2 to 6 Boswell Court</u>					
Window 779	Domestic	13.3%	13.3%	0.0%	1.0
Window 780	Domestic	37.4%	37.4%	0.0%	1.0
Window 781	Domestic	25.8%	25.8%	0.0%	1.0
Window 782	Domestic	18.1%	18.1%	0.0%	1.0
Window 783	Domestic	19.6%	19.6%	0.0%	1.0
Window 784	Domestic	19.7%	19.7%	0.0%	1.0
Window 785	Domestic	19.3%	19.3%	0.0%	1.0
Window 786	Domestic	10.5%	10.4%	0.1%	0.99
Window 787	Domestic	37.8%	37.8%	0.0%	1.0
Window 788	Domestic	21.4%	21.3%	0.1%	1.0
Window 789	Domestic	20.1%	20.1%	0.0%	1.0

Appendix 2 - Vertical Sky Component

Tybalds Estate, Orde Hall Street, Camden, London WC1N 3JT

Reference	Use Class	Vertical Sky Component			
		Before	After	Loss	Ratio
Window 790	Domestic	21.3%	21.3%	0.0%	1.0
Window 791	Domestic	22.1%	22.1%	0.0%	1.0
Window 792	Domestic	22.5%	22.5%	0.0%	1.0
Window 793	Domestic	22.5%	22.5%	0.0%	1.0
Window 794	Domestic	22.1%	22.1%	0.0%	1.0
Window 795	Domestic	22.6%	22.6%	0.0%	1.0
Window 796	Domestic	23.4%	23.4%	0.0%	1.0
Window 797	Domestic	24.6%	24.6%	0.0%	1.0
Window 798	Domestic	25.3%	25.3%	0.0%	1.0
Window 799	Domestic	25.8%	25.8%	0.0%	1.0
Window 800	Domestic	25.7%	25.7%	0.0%	1.0
Window 801	Domestic	23.9%	23.8%	0.1%	1.0
Window 802	Domestic	24.9%	24.9%	0.0%	1.0
Window 803	Domestic	26.4%	26.4%	0.0%	1.0
Window 804	Domestic	27.5%	27.5%	0.0%	1.0
Window 805	Domestic	28.4%	28.4%	0.0%	1.0
Window 806	Domestic	28.7%	28.7%	0.0%	1.0
<u>20 to 25 Boswell Street</u>					
Window 807	Staircase & Landing	14.9%	8.6%	6.3%	0.58
Window 808	Staircase & Landing	17.2%	6.8%	10.4%	0.4
Window 809	Staircase & Landing	8.3%	8.3%	0.0%	1.0
Window 810	Staircase & Landing	6.3%	6.3%	0.0%	1.0
Window 811	Non Habitable	0.1%	0.1%	0.0%	1.0
Window 812	Non Habitable	13.7%	5.3%	8.4%	0.39
Window 813	Non Habitable	19.3%	14.9%	4.4%	0.77
Window 814	Non Habitable	21.6%	20.1%	1.5%	0.93
Window 815	Domestic	22.0%	21.5%	0.5%	0.98
Window 816	Domestic	21.8%	21.3%	0.5%	0.98
Window 817	Domestic	21.0%	20.7%	0.3%	0.99
Window 818	Domestic	18.0%	17.8%	0.2%	0.99
Window 819	Non Habitable	2.7%	2.6%	0.1%	0.96
Window 820	Non Habitable	1.4%	1.2%	0.2%	0.86
Window 821	Non Habitable	0.4%	0.2%	0.2%	0.5

Appendix 2 - Vertical Sky Component

Tybalds Estate, Orde Hall Street, Camden, London WC1N 3JT

Reference	Use Class	Vertical Sky Component			
		Before	After	Loss	Ratio
Window 822	Non Habitable	0.1%	0.1%	0.0%	1.0
Window 823	Domestic	22.1%	22.1%	0.0%	1.0
Window 824	Domestic	1.5%	0.5%	1.0%	0.33
Window 825	Domestic	1.0%	0.4%	0.6%	0.4
Window 826	Domestic	2.6%	0.5%	2.1%	0.19
Window 827	Domestic	0.1%	0.1%	0.0%	1.0
Window 828	Domestic	23.5%	23.5%	0.0%	1.0
Window 829	Domestic	3.8%	2.5%	1.3%	0.66
Window 830	Domestic	2.7%	2.1%	0.6%	0.78
Window 831	Domestic	4.7%	3.7%	1.0%	0.79
Window 832	Domestic	0.3%	0.2%	0.1%	0.67
Window 833	Domestic	25.2%	25.2%	0.0%	1.0
Window 834	Domestic	5.6%	5.2%	0.4%	0.93
Window 835	Domestic	4.2%	4.0%	0.2%	0.95
Window 836	Domestic	6.0%	5.8%	0.2%	0.97
Window 837	Domestic	0.4%	0.3%	0.1%	0.75
Window 838	Domestic	25.3%	25.3%	0.0%	1.0
Window 839	Domestic	6.6%	6.5%	0.1%	0.98
Window 840	Domestic	5.0%	4.9%	0.1%	0.98
Window 841	Domestic	6.9%	6.8%	0.1%	0.99
Window 842	Domestic	0.5%	0.4%	0.1%	0.8
Window 843	Domestic	23.8%	23.8%	0.0%	1.0
Window 844	Domestic	7.3%	7.2%	0.1%	0.99
Window 845	Domestic	5.5%	5.3%	0.2%	0.96
Window 846	Domestic	7.4%	7.3%	0.1%	0.99
Window 847	Domestic	0.6%	0.5%	0.1%	0.83
Window 848	Domestic	23.2%	23.2%	0.0%	1.0
Window 849	Domestic	7.1%	7.0%	0.1%	0.99
Window 850	Domestic	5.3%	5.1%	0.2%	0.96
Window 851	Domestic	6.8%	6.7%	0.1%	0.99
Window 852	Domestic	0.5%	0.4%	0.1%	0.8
Window 853	Domestic	19.4%	19.4%	0.0%	1.0
Window 854	Non Habitable	3.3%	3.2%	0.1%	0.97

Appendix 2 - Vertical Sky Component

Tybalds Estate, Orde Hall Street, Camden, London WC1N 3JT

Reference	Use Class	Vertical Sky Component			
		Before	After	Loss	Ratio
Window 855	Non Habitable	1.8%	1.5%	0.3%	0.83
Window 856	Non Habitable	0.6%	0.4%	0.2%	0.67
Window 857	Non Habitable	0.1%	0.1%	0.0%	1.0
Window 858	Domestic	27.0%	27.0%	0.0%	1.0
Window 859	Domestic	3.5%	0.7%	2.8%	0.2
Window 860	Domestic	3.0%	0.5%	2.5%	0.17
Window 861	Domestic	5.2%	0.7%	4.5%	0.13
Window 862	Domestic	0.1%	0.1%	0.0%	1.0
Window 863	Domestic	28.4%	28.4%	0.0%	1.0
Window 864	Domestic	6.2%	3.5%	2.7%	0.56
Window 865	Domestic	4.7%	3.2%	1.5%	0.68
Window 866	Domestic	6.8%	5.1%	1.7%	0.75
Window 867	Domestic	0.3%	0.2%	0.1%	0.67
Window 868	Domestic	29.8%	29.8%	0.0%	1.0
Window 869	Domestic	7.6%	7.0%	0.6%	0.92
Window 870	Domestic	5.7%	5.4%	0.3%	0.95
Window 871	Domestic	7.9%	7.6%	0.3%	0.96
Window 872	Domestic	0.4%	0.4%	0.0%	1.0
Window 873	Domestic	29.9%	29.9%	0.0%	1.0
Window 874	Domestic	8.3%	8.1%	0.2%	0.98
Window 875	Domestic	6.0%	6.0%	0.0%	1.0
Window 876	Domestic	8.5%	8.3%	0.2%	0.98
Window 877	Domestic	0.5%	0.4%	0.1%	0.8
Window 878	Domestic	28.8%	28.8%	0.0%	1.0
Window 879	Domestic	8.6%	8.5%	0.1%	0.99
Window 880	Domestic	6.1%	6.0%	0.1%	0.98
Window 881	Domestic	8.6%	8.5%	0.1%	0.99
Window 882	Domestic	0.6%	0.5%	0.1%	0.83
Window 883	Domestic	28.3%	28.3%	0.0%	1.0
Window 884	Domestic	8.4%	8.3%	0.1%	0.99
Window 885	Domestic	5.8%	5.7%	0.1%	0.98
Window 886	Domestic	8.1%	8.0%	0.1%	0.99
Window 887	Domestic	0.5%	0.4%	0.1%	0.8

Appendix 2 - Vertical Sky Component

Tybalds Estate, Orde Hall Street, Camden, London WC1N 3JT

Reference	Use Class	Vertical Sky Component			
		Before	After	Loss	Ratio
Window 888	Domestic	24.4%	24.4%	0.0%	1.0
Window 889	Domestic	8.5%	8.2%	0.3%	0.96
Window 890	Domestic	3.0%	2.8%	0.2%	0.93
Window 891	Domestic	6.4%	6.4%	0.0%	1.0
Window 892	Domestic	32.2%	32.2%	0.0%	1.0
Window 893	Domestic	13.1%	8.6%	4.5%	0.66
Window 894	Domestic	11.5%	6.6%	4.9%	0.57
Window 895	Domestic	7.4%	5.5%	1.9%	0.74
Window 896	Domestic	33.4%	33.4%	0.0%	1.0
Window 897	Domestic	14.3%	12.0%	2.3%	0.84
Window 898	Domestic	12.4%	11.2%	1.2%	0.9
Window 899	Domestic	7.5%	6.7%	0.8%	0.89
Window 900	Domestic	34.3%	34.3%	0.0%	1.0
Window 901	Domestic	15.0%	14.9%	0.1%	0.99
Window 902	Domestic	13.0%	13.0%	0.0%	1.0
Window 903	Domestic	7.4%	7.4%	0.0%	1.0
Window 904	Domestic	34.5%	34.5%	0.0%	1.0
Window 905	Domestic	15.4%	15.3%	0.1%	0.99
Window 906	Domestic	13.2%	13.1%	0.1%	0.99
Window 907	Domestic	7.0%	6.9%	0.1%	0.99
Window 908	Domestic	34.0%	34.0%	0.0%	1.0
Window 909	Domestic	15.4%	15.3%	0.1%	0.99
Window 910	Domestic	13.1%	13.1%	0.0%	1.0
Window 911	Domestic	6.5%	6.4%	0.1%	0.98
Window 912	Domestic	33.7%	33.7%	0.0%	1.0
Window 913	Domestic	14.9%	14.8%	0.1%	0.99
Window 914	Domestic	12.5%	12.4%	0.1%	0.99
Window 915	Domestic	5.7%	5.6%	0.1%	0.98
Window 916	Domestic	30.3%	30.3%	0.0%	1.0
Window 917	Domestic	30.5%	30.5%	0.0%	1.0
Window 918	Domestic	37.2%	37.2%	0.0%	1.0
Window 919	Domestic	81.5%	81.5%	0.0%	1.0
Window 920	Domestic	83.4%	83.4%	0.0%	1.0

Appendix 2 - Vertical Sky Component

Tybalds Estate, Orde Hall Street, Camden, London WC1N 3JT

Reference	Use Class	Vertical Sky Component			
		Before	After	Loss	Ratio
Window 921	Domestic	31.8%	31.8%	0.0%	1.0
Window 922	Domestic	37.9%	37.9%	0.0%	1.0
Window 923	Domestic	95.3%	95.3%	0.0%	1.0
Window 924	Domestic	95.3%	95.3%	0.0%	1.0
Window 925	Domestic	32.0%	32.0%	0.0%	1.0
Window 926	Domestic	38.3%	38.3%	0.0%	1.0
Window 927	Domestic	97.4%	97.4%	0.0%	1.0
Window 928	Domestic	97.4%	97.4%	0.0%	1.0
Window 929	Domestic	31.8%	31.8%	0.0%	1.0
Window 930	Domestic	38.6%	38.6%	0.0%	1.0
Window 931	Domestic	97.7%	97.7%	0.0%	1.0
Window 932	Domestic	97.8%	97.8%	0.0%	1.0
Window 933	Domestic	31.4%	31.3%	0.1%	1.0
Window 934	Domestic	38.7%	38.7%	0.0%	1.0
Window 935	Domestic	97.9%	97.9%	0.0%	1.0
Window 936	Domestic	97.9%	97.9%	0.0%	1.0
Window 937	Domestic	30.8%	30.8%	0.0%	1.0
Window 938	Domestic	38.7%	38.7%	0.0%	1.0
Window 939	Domestic	30.0%	29.9%	0.1%	1.0
Window 940	Domestic	37.3%	37.3%	0.0%	1.0
Window 941	Domestic	93.8%	93.8%	0.0%	1.0
<u>26 to 27 Boswell Street</u>					
Window 942	Domestic	15.9%	15.9%	0.0%	1.0
Window 943	Domestic	10.1%	10.1%	0.0%	1.0
Window 944	Domestic	13.6%	13.6%	0.0%	1.0
Window 945	Domestic	6.4%	6.4%	0.0%	1.0
Window 946	Domestic	15.8%	15.8%	0.0%	1.0
Window 947	Domestic	16.2%	16.2%	0.0%	1.0
Window 948	Domestic	16.8%	16.8%	0.0%	1.0
Window 949	Domestic	16.0%	16.0%	0.0%	1.0
Window 950	Domestic	16.0%	16.0%	0.0%	1.0
Window 951	Domestic	16.2%	16.1%	0.1%	0.99
Window 952	Domestic	6.5%	6.4%	0.1%	0.98

Appendix 2 - Vertical Sky Component

Tybalds Estate, Orde Hall Street, Camden, London WC1N 3JT

Reference	Use Class	Vertical Sky Component			
		Before	After	Loss	Ratio
Window 953	Domestic	19.3%	19.3%	0.0%	1.0
Window 954	Domestic	13.6%	13.6%	0.0%	1.0
Window 955	Domestic	17.4%	17.4%	0.0%	1.0
Window 956	Domestic	18.2%	18.2%	0.0%	1.0
Window 957	Domestic	17.8%	17.8%	0.0%	1.0
Window 958	Domestic	17.7%	17.7%	0.0%	1.0
Window 959	Domestic	17.9%	17.9%	0.0%	1.0
Window 960	Domestic	8.1%	8.1%	0.0%	1.0
Window 961	Domestic	24.0%	24.0%	0.0%	1.0
Window 962	Domestic	17.6%	17.6%	0.0%	1.0
Window 963	Domestic	18.0%	18.0%	0.0%	1.0
Window 964	Domestic	23.4%	23.4%	0.0%	1.0
Window 965	Domestic	22.9%	22.9%	0.0%	1.0
Window 966	Domestic	19.9%	19.9%	0.0%	1.0
Window 967	Domestic	19.5%	19.5%	0.0%	1.0
Window 968	Domestic	19.4%	19.4%	0.0%	1.0
Window 969	Domestic	19.6%	19.6%	0.0%	1.0
Window 970	Domestic	10.8%	10.8%	0.0%	1.0
Window 971	Domestic	29.7%	29.7%	0.0%	1.0
Window 972	Domestic	24.9%	24.9%	0.0%	1.0
Window 973	Domestic	27.5%	27.5%	0.0%	1.0
Window 974	Domestic	32.7%	32.7%	0.0%	1.0
Window 975	Domestic	32.8%	32.8%	0.0%	1.0
Window 976	Domestic	21.6%	21.6%	0.0%	1.0
Window 977	Domestic	21.3%	21.3%	0.0%	1.0
Window 978	Domestic	21.3%	21.3%	0.0%	1.0
Window 979	Domestic	15.6%	15.6%	0.0%	1.0
Window 980	Domestic	23.8%	23.8%	0.0%	1.0
Window 981	Domestic	23.5%	23.5%	0.0%	1.0
Window 982	Domestic	23.7%	23.7%	0.0%	1.0
Window 983	Domestic	25.3%	25.3%	0.0%	1.0

Appendix 2 - Vertical Sky Component

Tybalds Estate, Orde Hall Street, Camden, London WC1N 3JT

Reference	Use Class	Vertical Sky Component			
		Before	After	Loss	Ratio
37 Queen Square					
Window 984	Domestic	3.5%	3.5%	0.0%	1.0
Window 985	Domestic	15.0%	14.3%	0.7%	0.95
Window 986	Domestic	13.9%	13.1%	0.8%	0.94
Window 987	Domestic	4.6%	4.6%	0.0%	1.0
Window 988	Domestic	7.0%	7.0%	0.0%	1.0
Window 989	Domestic	15.9%	15.6%	0.3%	0.98
Window 990	Domestic	11.7%	11.3%	0.4%	0.97
Window 991	Domestic	4.6%	4.6%	0.0%	1.0
Window 992	Domestic	4.7%	4.7%	0.0%	1.0
Window 993	Domestic	4.8%	4.8%	0.0%	1.0
Window 994	Domestic	8.2%	8.2%	0.0%	1.0
Window 995	Domestic	10.0%	10.0%	0.0%	1.0
Window 996	Domestic	17.8%	17.8%	0.0%	1.0
Window 997	Domestic	13.2%	13.2%	0.0%	1.0
Window 998	Domestic	11.0%	11.0%	0.0%	1.0
Window 999	Domestic	3.9%	3.9%	0.0%	1.0
Window 1000	Domestic	17.1%	17.1%	0.0%	1.0
Window 1001	Domestic	20.2%	20.2%	0.0%	1.0
Window 1002	Domestic	15.0%	15.0%	0.0%	1.0
Window 1003	Domestic	29.4%	29.4%	0.0%	1.0
Window 1004	Domestic	29.8%	29.8%	0.0%	1.0
Window 1005	Domestic	22.9%	22.9%	0.0%	1.0
Window 1006	Domestic	18.3%	18.3%	0.0%	1.0
Window 1007	Domestic	34.5%	34.5%	0.0%	1.0
Window 1008	Domestic	34.0%	34.0%	0.0%	1.0
Window 1009	Domestic	26.5%	26.5%	0.0%	1.0
Window 1010	Domestic	23.7%	23.7%	0.0%	1.0
Window 1011	Domestic	12.8%	12.8%	0.0%	1.0
Window 1012	Domestic	14.8%	14.8%	0.0%	1.0
Window 1013	Domestic	16.5%	16.5%	0.0%	1.0
Window 1014	Domestic	17.4%	17.3%	0.1%	0.99
Window 1015	Domestic	14.4%	14.4%	0.0%	1.0
Window 1016	Domestic	16.9%	16.9%	0.0%	1.0
Window 1017	Domestic	19.0%	19.0%	0.0%	1.0

Appendix 2 - Vertical Sky Component

Tybalds Estate, Orde Hall Street, Camden, London WC1N 3JT

Reference	Use Class	Vertical Sky Component			
		Before	After	Loss	Ratio
Window 1018	Domestic	19.8%	19.8%	0.0%	1.0
Window 1019	Domestic	9.4%	8.9%	0.5%	0.95
Window 1020	Domestic	16.0%	16.0%	0.0%	1.0
Window 1021	Domestic	19.3%	19.3%	0.0%	1.0
Window 1022	Domestic	22.3%	22.3%	0.0%	1.0
Window 1023	Domestic	22.1%	22.1%	0.0%	1.0
Window 1024	Domestic	24.3%	24.3%	0.0%	1.0
Window 1025	Domestic	10.1%	10.1%	0.0%	1.0
Window 1026	Domestic	18.5%	18.5%	0.0%	1.0
Window 1027	Domestic	22.7%	22.7%	0.0%	1.0
Window 1028	Domestic	25.1%	25.1%	0.0%	1.0
Window 1029	Domestic	24.5%	24.5%	0.0%	1.0
Window 1030	Domestic	26.7%	26.7%	0.0%	1.0
Window 1031	Domestic	11.3%	11.3%	0.0%	1.0
Window 1032	Domestic	23.1%	23.1%	0.0%	1.0
Window 1033	Domestic	27.4%	27.4%	0.0%	1.0
Window 1034	Domestic	27.8%	27.8%	0.0%	1.0
Window 1035	Domestic	26.8%	26.8%	0.0%	1.0
Window 1036	Domestic	29.4%	29.4%	0.0%	1.0
Window 1037	Domestic	14.2%	14.2%	0.0%	1.0
Window 1038	Domestic	24.1%	24.0%	0.1%	1.0
Window 1039	Domestic	20.9%	20.9%	0.0%	1.0
Window 1040	Domestic	20.2%	20.2%	0.0%	1.0
Window 1041	Domestic	19.5%	19.4%	0.1%	0.99
Window 1042	Domestic	19.6%	19.5%	0.1%	0.99
Window 1043	Domestic	27.3%	27.3%	0.0%	1.0
Window 1044	Domestic	29.5%	29.5%	0.0%	1.0
<u>1 to 56 Babington Court</u>					
Window 1045	Domestic	21.7%	15.8%	5.9%	0.73
Window 1046	Domestic	20.5%	20.4%	0.1%	1.0
Window 1047	Domestic	21.7%	21.7%	0.0%	1.0
Window 1048	Domestic	22.2%	22.2%	0.0%	1.0
Window 1049	Domestic	22.5%	22.5%	0.0%	1.0

Appendix 2 - Vertical Sky Component

Tybalds Estate, Orde Hall Street, Camden, London WC1N 3JT

Reference	Use Class	Vertical Sky Component			
		Before	After	Loss	Ratio
Window 1050	Domestic	22.6%	22.6%	0.0%	1.0
Window 1051	Domestic	24.7%	24.7%	0.0%	1.0
Window 1052	Domestic	25.0%	25.0%	0.0%	1.0
Window 1053	Domestic	25.2%	25.2%	0.0%	1.0
Window 1054	Domestic	17.6%	17.4%	0.2%	0.99
Window 1055	Domestic	19.8%	19.6%	0.2%	0.99
Window 1056	Domestic	25.8%	25.0%	0.8%	0.97
Window 1057	Domestic	25.7%	25.5%	0.2%	0.99
Window 1058	Domestic	21.4%	25.8%	-4.4%	1.21
Window 1059	Domestic	23.3%	26.4%	-3.1%	1.13
Window 1060	Domestic	27.0%	26.3%	0.7%	0.97
Window 1061	Domestic	27.1%	25.8%	1.3%	0.95
Window 1062	Domestic	23.4%	17.4%	6.0%	0.74
Window 1063	Domestic	24.1%	22.9%	1.2%	0.95
Window 1064	Domestic	23.1%	23.1%	0.0%	1.0
Window 1065	Domestic	24.4%	24.4%	0.0%	1.0
Window 1066	Domestic	24.9%	24.9%	0.0%	1.0
Window 1067	Domestic	25.0%	25.0%	0.0%	1.0
Window 1068	Domestic	25.1%	25.1%	0.0%	1.0
Window 1069	Domestic	27.3%	27.3%	0.0%	1.0
Window 1070	Domestic	27.7%	27.7%	0.0%	1.0
Window 1071	Domestic	27.9%	27.9%	0.0%	1.0
Window 1072	Domestic	20.6%	20.5%	0.1%	1.0
Window 1073	Domestic	23.0%	22.9%	0.1%	1.0
Window 1074	Domestic	27.1%	26.6%	0.5%	0.98
Window 1075	Domestic	27.4%	27.0%	0.4%	0.99
Window 1076	Domestic	27.7%	27.3%	0.4%	0.99
Window 1077	Domestic	28.3%	28.1%	0.2%	0.99
Window 1078	Domestic	28.5%	28.3%	0.2%	0.99
Window 1079	Domestic	28.7%	28.4%	0.3%	0.99
Window 1080	Domestic	26.1%	24.9%	1.2%	0.95
Window 1081	Domestic	26.6%	26.6%	0.0%	1.0
Window 1082	Domestic	25.9%	25.9%	0.0%	1.0

Appendix 2 - Vertical Sky Component

Tybalds Estate, Orde Hall Street, Camden, London WC1N 3JT

Reference	Use Class	Vertical Sky Component			
		Before	After	Loss	Ratio
Window 1083	Domestic	27.2%	27.2%	0.0%	1.0
Window 1084	Domestic	27.8%	27.8%	0.0%	1.0
Window 1085	Domestic	27.5%	27.5%	0.0%	1.0
Window 1086	Domestic	27.6%	27.6%	0.0%	1.0
Window 1087	Domestic	30.0%	30.0%	0.0%	1.0
Window 1088	Domestic	30.3%	30.3%	0.0%	1.0
Window 1089	Domestic	30.6%	30.6%	0.0%	1.0
Window 1090	Domestic	23.9%	23.8%	0.1%	1.0
Window 1091	Domestic	26.4%	26.3%	0.1%	1.0
Window 1092	Domestic	28.5%	28.1%	0.4%	0.99
Window 1093	Domestic	28.8%	28.5%	0.3%	0.99
Window 1094	Domestic	29.0%	28.7%	0.3%	0.99
Window 1095	Domestic	29.7%	29.5%	0.2%	0.99
Window 1096	Domestic	29.9%	29.8%	0.1%	1.0
Window 1097	Domestic	30.2%	30.1%	0.1%	1.0
Window 1098	Domestic	28.8%	28.8%	0.0%	1.0
Window 1099	Domestic	29.1%	29.1%	0.0%	1.0
Window 1100	Domestic	29.0%	29.0%	0.0%	1.0
Window 1101	Domestic	30.2%	30.2%	0.0%	1.0
Window 1102	Domestic	30.7%	30.7%	0.0%	1.0
Window 1103	Domestic	30.1%	30.1%	0.0%	1.0
Window 1104	Domestic	30.1%	30.1%	0.0%	1.0
Window 1105	Domestic	32.6%	32.6%	0.0%	1.0
Window 1106	Domestic	32.8%	32.8%	0.0%	1.0
Window 1107	Domestic	33.1%	33.1%	0.0%	1.0
Window 1108	Domestic	26.9%	26.9%	0.0%	1.0
Window 1109	Domestic	29.7%	29.6%	0.1%	1.0
Window 1110	Domestic	29.9%	29.6%	0.3%	0.99
Window 1111	Domestic	30.2%	29.9%	0.3%	0.99
Window 1112	Domestic	30.4%	30.2%	0.2%	0.99
Window 1113	Domestic	31.1%	30.9%	0.2%	0.99
Window 1114	Domestic	31.3%	31.2%	0.1%	1.0
Window 1115	Domestic	31.6%	31.5%	0.1%	1.0

Appendix 2 - Vertical Sky Component

Tybalds Estate, Orde Hall Street, Camden, London WC1N 3JT

Reference	Use Class	Vertical Sky Component			
		Before	After	Loss	Ratio
Window 1116	Domestic	31.5%	31.5%	0.0%	1.0
<u>61 Great Ormond Street</u>					
Window 1117	Domestic	4.5%	3.7%	0.8%	0.82
Window 1118	Domestic	8.0%	5.9%	2.1%	0.74
Window 1119	Domestic	5.4%	5.3%	0.1%	0.98
Window 1120	Domestic	14.6%	13.8%	0.8%	0.95
Window 1121	Domestic	8.0%	8.0%	0.0%	1.0
Window 1122	Domestic	16.3%	16.3%	0.0%	1.0
Window 1123	Domestic	10.5%	10.5%	0.0%	1.0
<u>59 Great Ormond Street</u>					
Window 1124	Domestic	4.9%	4.4%	0.5%	0.9
Window 1125	Bathroom/WC	3.7%	3.3%	0.4%	0.89
Window 1126	Reception/Dining	7.5%	6.6%	0.9%	0.88
Window 1127	Reception/Dining	5.8%	5.1%	0.7%	0.88
Window 1128	Reception/Dining	9.0%	7.1%	1.9%	0.79
Window 1129	Staircase & Landing	9.1%	8.8%	0.3%	0.97
Window 1130	Library	9.7%	9.6%	0.1%	0.99
Window 1131	Library	8.5%	8.4%	0.1%	0.99
Window 1132	Bathroom/WC	19.2%	18.8%	0.4%	0.98
Window 1133	Bathroom/WC	19.6%	19.3%	0.3%	0.98
Window 1134	Staircase & Landing	12.1%	12.1%	0.0%	1.0
Window 1135	Dressing Room	11.6%	11.6%	0.0%	1.0
Window 1136	Bathroom/WC	12.1%	12.1%	0.0%	1.0
Window 1137	Bathroom/WC	21.0%	21.0%	0.0%	1.0
Window 1138	Bathroom/WC	21.3%	21.3%	0.0%	1.0
Window 1139	Staircase	20.1%	20.1%	0.0%	1.0
Window 1140	Bedroom	14.5%	14.5%	0.0%	1.0
Window 1141	Bathroom/WC	16.4%	16.4%	0.0%	1.0
Window 1142	Bathroom/WC	22.6%	22.6%	0.0%	1.0
Window 1143	Bathroom/WC	22.8%	22.8%	0.0%	1.0

Appendix 2 - Vertical Sky Component

Tybalds Estate, Orde Hall Street, Camden, London WC1N 3JT

Reference	Use Class	Vertical Sky Component			
		Before	After	Loss	Ratio
<u>57 Great Ormond Street</u>					
Window 1144	Domestic	12.0%	10.8%	1.2%	0.9
Window 1145	Domestic	12.6%	11.9%	0.7%	0.94
Window 1146	Domestic	15.1%	13.6%	1.5%	0.9
Window 1147	Domestic	13.0%	13.0%	0.0%	1.0
Window 1148	Domestic	13.7%	13.7%	0.0%	1.0
Window 1149	Domestic	17.4%	17.1%	0.3%	0.98
Window 1150	Domestic	14.1%	14.1%	0.0%	1.0
Window 1151	Domestic	15.9%	15.9%	0.0%	1.0
Window 1152	Domestic	19.7%	19.7%	0.0%	1.0
Window 1153	Domestic	21.5%	21.5%	0.0%	1.0
Window 1154	Domestic	24.6%	24.6%	0.0%	1.0
<u>55 Great Ormond Street</u>					
Window 1155	Domestic	15.9%	14.0%	1.9%	0.88
Window 1156	Domestic	12.6%	11.5%	1.1%	0.91
Window 1157	Domestic	21.8%	19.1%	2.7%	0.88
Window 1158	Domestic	18.1%	17.8%	0.3%	0.98
Window 1159	Domestic	13.9%	13.9%	0.0%	1.0
Window 1160	Domestic	23.4%	23.3%	0.1%	1.0
Window 1161	Domestic	20.4%	20.4%	0.0%	1.0
Window 1162	Domestic	16.1%	16.1%	0.0%	1.0
Window 1163	Domestic	24.9%	24.9%	0.0%	1.0
Window 1164	Domestic	26.5%	26.5%	0.0%	1.0
Window 1165	Domestic	26.7%	26.7%	0.0%	1.0
<u>53 Great Ormond Street</u>					
Window 1166	Domestic	22.0%	19.1%	2.9%	0.87
Window 1167	Domestic	15.5%	13.5%	2.0%	0.87
Window 1168	Domestic	16.9%	13.9%	3.0%	0.82
Window 1169	Domestic	23.7%	23.6%	0.1%	1.0
Window 1170	Domestic	16.8%	16.8%	0.0%	1.0
Window 1171	Domestic	18.3%	17.6%	0.7%	0.96
Window 1172	Domestic	25.2%	25.2%	0.0%	1.0

Appendix 2 - Vertical Sky Component

Tybalds Estate, Orde Hall Street, Camden, London WC1N 3JT

Reference	Use Class	Vertical Sky Component			
		Before	After	Loss	Ratio
Window 1173	Domestic	19.3%	19.3%	0.0%	1.0
Window 1174	Domestic	20.7%	20.7%	0.0%	1.0
Window 1175	Domestic	26.8%	26.8%	0.0%	1.0
Window 1176	Domestic	27.4%	27.4%	0.0%	1.0
<u>51 Great Ormond Street</u>					
Window 1177	Domestic	15.4%	12.5%	2.9%	0.81
Window 1178	Domestic	21.3%	18.3%	3.0%	0.86
Window 1179	Domestic	16.7%	15.8%	0.9%	0.95
Window 1180	Domestic	24.3%	23.4%	0.9%	0.96
Window 1181	Domestic	18.4%	18.4%	0.0%	1.0
Window 1182	Domestic	26.1%	26.1%	0.0%	1.0
Window 1183	Domestic	26.4%	26.4%	0.0%	1.0
Window 1184	Domestic	27.0%	27.0%	0.0%	1.0
<u>1 Barbon Close</u>					
Window 1185	Non Domestic	20.5%	20.4%	0.1%	1.0
Window 1186	Non Domestic	20.1%	20.1%	0.0%	1.0
Window 1187	Non Domestic	20.9%	20.9%	0.0%	1.0
Window 1188	Non Domestic	20.9%	20.8%	0.1%	1.0
Window 1189	Non Domestic	20.8%	20.8%	0.0%	1.0
Window 1190	Non Domestic	20.2%	20.2%	0.0%	1.0
Window 1191	Non Domestic	22.8%	15.6%	7.2%	0.68
Window 1192	Non Domestic	22.0%	22.0%	0.0%	1.0
Window 1193	Non Domestic	21.4%	21.4%	0.0%	1.0
Window 1194	Non Domestic	21.7%	21.7%	0.0%	1.0
<u>2 Barbon Close</u>					
Window 1195	Hallway	19.1%	19.0%	0.1%	0.99
Window 1196	Hallway	19.5%	19.4%	0.1%	0.99
Window 1197	Garage	18.9%	18.8%	0.1%	0.99
Window 1198	Living/Kitchen	20.5%	20.4%	0.1%	1.0
Window 1199	Living/Kitchen	20.0%	20.0%	0.0%	1.0
Window 1200	Living/Kitchen	67.0%	66.9%	0.1%	1.0

Appendix 2 - Vertical Sky Component

Tybalds Estate, Orde Hall Street, Camden, London WC1N 3JT

Reference	Use Class	Vertical Sky Component			
		Before	After	Loss	Ratio
Window 1201	Living/Kitchen	69.2%	68.6%	0.6%	0.99
Window 1202	Living/Kitchen	85.7%	85.7%	0.0%	1.0
Window 1203	Living/Kitchen	79.0%	76.1%	2.9%	0.96
Window 1204	Staircase & Living/Kitchen	74.9%	74.3%	0.6%	0.99
<u>1 to 56 Chancellors Court</u>					
Window 1205	Domestic	25.2%	23.4%	1.8%	0.93
Window 1206	Domestic	26.8%	26.5%	0.3%	0.99
Window 1207	Domestic	26.8%	26.6%	0.2%	0.99
Window 1208	Domestic	26.8%	26.5%	0.3%	0.99
Window 1209	Domestic	25.1%	24.7%	0.4%	0.98
Window 1210	Domestic	25.4%	24.8%	0.6%	0.98
Window 1211	Domestic	26.2%	25.3%	0.9%	0.97
Window 1212	Domestic	26.0%	24.7%	1.3%	0.95
Window 1213	Domestic	25.6%	23.5%	2.1%	0.92
Window 1214	Domestic	15.2%	12.7%	2.5%	0.84
Window 1215	Domestic	18.0%	14.4%	3.6%	0.8
Window 1216	Domestic	31.5%	27.4%	4.1%	0.87
Window 1217	Domestic	31.2%	28.6%	2.6%	0.92
Window 1218	Domestic	26.8%	29.2%	-2.4%	1.09
Window 1219	Domestic	27.2%	30.4%	-3.2%	1.12
Window 1220	Domestic	31.9%	30.5%	1.4%	0.96
Window 1221	Domestic	31.8%	30.3%	1.5%	0.95
Window 1222	Domestic	28.0%	26.2%	1.8%	0.94
Window 1223	Domestic	27.5%	27.4%	0.1%	1.0
Window 1224	Domestic	28.4%	28.3%	0.1%	1.0
Window 1225	Domestic	28.4%	28.2%	0.2%	0.99
Window 1226	Domestic	28.3%	28.1%	0.2%	0.99
Window 1227	Domestic	26.4%	26.1%	0.3%	0.99
Window 1228	Domestic	26.7%	26.3%	0.4%	0.99
Window 1229	Domestic	27.7%	27.0%	0.7%	0.97
Window 1230	Domestic	27.5%	26.5%	1.0%	0.96
Window 1231	Domestic	27.0%	25.5%	1.5%	0.94
Window 1232	Domestic	16.8%	14.6%	2.2%	0.87

Appendix 2 - Vertical Sky Component

Tybalds Estate, Orde Hall Street, Camden, London WC1N 3JT

Reference	Use Class	Vertical Sky Component			
		Before	After	Loss	Ratio
Window 1233	Domestic	19.7%	16.6%	3.1%	0.84
Window 1234	Domestic	33.5%	29.9%	3.6%	0.89
Window 1235	Domestic	33.8%	31.1%	2.7%	0.92
Window 1236	Domestic	33.9%	31.8%	2.1%	0.94
Window 1237	Domestic	34.0%	32.9%	1.1%	0.97
Window 1238	Domestic	34.0%	33.0%	1.0%	0.97
Window 1239	Domestic	33.8%	32.9%	0.9%	0.97
Window 1240	Domestic	30.5%	30.3%	0.2%	0.99
Window 1241	Domestic	29.8%	29.8%	0.0%	1.0
Window 1242	Domestic	29.9%	29.9%	0.0%	1.0
Window 1243	Domestic	29.8%	29.8%	0.0%	1.0
Window 1244	Domestic	29.7%	29.6%	0.1%	1.0
Window 1245	Domestic	27.8%	27.6%	0.2%	0.99
Window 1246	Domestic	28.0%	27.8%	0.2%	0.99
Window 1247	Domestic	29.1%	28.7%	0.4%	0.99
Window 1248	Domestic	28.9%	28.3%	0.6%	0.98
Window 1249	Domestic	28.5%	27.5%	1.0%	0.96
Window 1250	Domestic	18.5%	16.7%	1.8%	0.9
Window 1251	Domestic	21.6%	19.1%	2.5%	0.88
Window 1252	Domestic	35.4%	32.5%	2.9%	0.92
Window 1253	Domestic	35.7%	33.6%	2.1%	0.94
Window 1254	Domestic	35.8%	34.2%	1.6%	0.96
Window 1255	Domestic	35.9%	35.3%	0.6%	0.98
Window 1256	Domestic	35.9%	35.4%	0.5%	0.99
Window 1257	Domestic	35.8%	35.4%	0.4%	0.99
Window 1258	Domestic	32.9%	32.8%	0.1%	1.0
Window 1259	Domestic	32.0%	32.0%	0.0%	1.0
Window 1260	Domestic	31.3%	31.3%	0.0%	1.0
Window 1261	Domestic	31.2%	31.2%	0.0%	1.0
Window 1262	Domestic	31.1%	31.1%	0.0%	1.0
Window 1263	Domestic	29.0%	29.0%	0.0%	1.0
Window 1264	Domestic	29.3%	29.2%	0.1%	1.0
Window 1265	Domestic	30.5%	30.4%	0.1%	1.0

Appendix 2 - Vertical Sky Component

Tybalds Estate, Orde Hall Street, Camden, London WC1N 3JT

Reference	Use Class	Vertical Sky Component			
		Before	After	Loss	Ratio
Window 1266	Domestic	30.4%	30.2%	0.2%	0.99
Window 1267	Domestic	30.0%	29.6%	0.4%	0.99
Window 1268	Domestic	20.3%	19.0%	1.3%	0.94
Window 1269	Domestic	23.5%	21.9%	1.6%	0.93
Window 1270	Domestic	37.2%	35.0%	2.2%	0.94
Window 1271	Domestic	37.4%	36.0%	1.4%	0.96
Window 1272	Domestic	37.5%	36.4%	1.1%	0.97
Window 1273	Domestic	37.6%	37.3%	0.3%	0.99
Window 1274	Domestic	37.6%	37.4%	0.2%	0.99
Window 1275	Domestic	37.6%	37.5%	0.1%	1.0
Window 1276	Domestic	35.2%	35.2%	0.0%	1.0
<u>43 Great Ormond Street</u>					
Window 1277	Domestic	12.6%	11.2%	1.4%	0.89
Window 1278	Domestic	16.7%	14.3%	2.4%	0.86
Window 1279	Domestic	16.5%	14.5%	2.0%	0.88
Window 1280	Domestic	16.6%	14.6%	2.0%	0.88
Window 1281	Domestic	24.3%	23.2%	1.1%	0.95
Window 1282	Domestic	15.9%	14.9%	1.0%	0.94
Window 1283	Domestic	20.5%	17.4%	3.1%	0.85
Window 1284	Domestic	26.8%	26.8%	0.0%	1.0
Window 1285	Domestic	18.2%	18.2%	0.0%	1.0
Window 1286	Domestic	19.4%	19.2%	0.2%	0.99
<u>41 Great Ormond Street</u>					
Window 1287	Domestic	17.5%	14.9%	2.6%	0.85
Window 1288	Domestic	12.2%	10.2%	2.0%	0.84
Window 1289	Domestic	20.5%	19.3%	1.2%	0.94
Window 1290	Domestic	15.0%	13.6%	1.4%	0.91
Window 1291	Domestic	21.4%	18.1%	3.3%	0.85
Window 1292	Domestic	22.6%	22.5%	0.1%	1.0
Window 1293	Domestic	16.4%	16.1%	0.3%	0.98
Window 1294	Domestic	25.5%	24.5%	1.0%	0.96
Window 1295	Domestic	19.3%	19.3%	0.0%	1.0

Appendix 2 - Vertical Sky Component

Tybalds Estate, Orde Hall Street, Camden, London WC1N 3JT

Reference	Use Class	Vertical Sky Component			
		Before	After	Loss	Ratio
Window 1296	Domestic	26.8%	26.8%	0.0%	1.0
<u>37 to 39 Great Ormond Street</u>					
Window 1297	Domestic	12.8%	9.9%	2.9%	0.77
Window 1298	Domestic	2.0%	0.9%	1.1%	0.45
Window 1299	Domestic	23.8%	17.2%	6.6%	0.72
Window 1300	Domestic	23.8%	17.4%	6.4%	0.73
Window 1301	Domestic	3.0%	1.1%	1.9%	0.37
Window 1302	Domestic	18.2%	15.2%	3.0%	0.84
Window 1303	Domestic	13.6%	12.5%	1.1%	0.92
Window 1304	Domestic	2.4%	2.0%	0.4%	0.83
Window 1305	Domestic	25.3%	22.0%	3.3%	0.87
Window 1306	Domestic	25.5%	22.2%	3.3%	0.87
Window 1307	Domestic	3.4%	2.5%	0.9%	0.74
Window 1308	Domestic	24.2%	21.7%	2.5%	0.9
Window 1309	Domestic	14.7%	14.6%	0.1%	0.99
Window 1310	Domestic	2.6%	2.6%	0.0%	1.0
Window 1311	Domestic	26.4%	25.8%	0.6%	0.98
Window 1312	Domestic	26.6%	25.9%	0.7%	0.97
Window 1313	Domestic	3.6%	3.4%	0.2%	0.94
Window 1314	Domestic	25.5%	25.1%	0.4%	0.98
Window 1315	Domestic	18.5%	18.5%	0.0%	1.0
Window 1316	Domestic	2.8%	2.8%	0.0%	1.0
Window 1317	Domestic	27.5%	27.5%	0.0%	1.0
Window 1318	Domestic	27.7%	27.7%	0.0%	1.0
Window 1319	Domestic	3.8%	3.8%	0.0%	1.0
Window 1320	Domestic	27.0%	27.0%	0.0%	1.0
<u>31 to 35 Great Ormond Street</u>					
Window 1321	Domestic	15.7%	11.8%	3.9%	0.75
Window 1322	Domestic	14.2%	11.5%	2.7%	0.81
Window 1323	Domestic	18.0%	13.2%	4.8%	0.73
Window 1324	Domestic	15.9%	11.6%	4.3%	0.73
Window 1325	Non Habitable	12.6%	8.6%	4.0%	0.68

Appendix 2 - Vertical Sky Component

Tybalds Estate, Orde Hall Street, Camden, London WC1N 3JT

Reference	Use Class	Vertical Sky Component			
		Before	After	Loss	Ratio
Window 1326	Domestic	16.9%	11.8%	5.1%	0.7
Window 1327	Domestic	19.8%	18.5%	1.3%	0.93
Window 1328	Domestic	16.9%	16.3%	0.6%	0.96
Window 1329	Domestic	18.2%	16.6%	1.6%	0.91
Window 1330	Domestic	14.5%	13.2%	1.3%	0.91
Window 1331	Domestic	15.4%	12.9%	2.5%	0.84
Window 1332	Domestic	16.2%	14.6%	1.6%	0.9
Window 1333	Domestic	10.7%	9.9%	0.8%	0.93
Window 1334	Domestic	21.5%	21.3%	0.2%	0.99
Window 1335	Domestic	17.8%	17.8%	0.0%	1.0
Window 1336	Domestic	20.0%	19.8%	0.2%	0.99
Window 1337	Domestic	16.4%	16.3%	0.1%	0.99
Window 1338	Domestic	16.8%	16.2%	0.6%	0.96
Window 1339	Domestic	18.0%	17.6%	0.4%	0.98
Window 1340	Domestic	12.1%	11.9%	0.2%	0.98
<u>29 Great Ormond Street</u>					
Window 1341	Domestic	10.7%	9.4%	1.3%	0.88
Window 1342	Domestic	8.3%	7.7%	0.6%	0.93
Window 1343	Domestic	9.7%	9.0%	0.7%	0.93
Window 1344	Domestic	10.3%	9.7%	0.6%	0.94
Window 1345	Domestic	16.3%	13.6%	2.7%	0.83
Window 1346	Domestic	15.7%	13.0%	2.7%	0.83
Window 1347	Domestic	17.6%	16.2%	1.4%	0.92
Window 1348	Domestic	18.8%	17.4%	1.4%	0.93
Window 1349	Domestic	11.8%	11.7%	0.1%	0.99
Window 1350	Domestic	9.9%	9.8%	0.1%	0.99
Window 1351	Domestic	11.6%	11.4%	0.2%	0.98
Window 1352	Domestic	12.6%	12.4%	0.2%	0.98
Window 1353	Domestic	27.3%	23.4%	3.9%	0.86
Window 1354	Domestic	17.0%	15.1%	1.9%	0.89
Window 1355	Domestic	18.9%	18.5%	0.4%	0.98
Window 1356	Domestic	20.3%	20.0%	0.3%	0.99
Window 1357	Domestic	13.1%	13.1%	0.0%	1.0

Appendix 2 - Vertical Sky Component

Tybalds Estate, Orde Hall Street, Camden, London WC1N 3JT

Reference	Use Class	Vertical Sky Component			
		Before	After	Loss	Ratio
Window 1358	Domestic	11.7%	11.7%	0.0%	1.0
Window 1359	Domestic	14.3%	14.3%	0.0%	1.0
Window 1360	Domestic	15.8%	15.8%	0.0%	1.0
Window 1361	Domestic	29.3%	28.4%	0.9%	0.97
Window 1362	Domestic	18.3%	17.6%	0.7%	0.96
Window 1363	Domestic	31.2%	31.2%	0.0%	1.0
Window 1364	Domestic	19.9%	19.9%	0.0%	1.0
<u>29 Orde Hall Street</u>					
Window 1365	Hallway	19.3%	15.9%	3.4%	0.82
Window 1366	Hallway	19.8%	16.7%	3.1%	0.84
Window 1367	Non Habitable	21.0%	19.3%	1.7%	0.92
Window 1368	Non Habitable	26.5%	26.5%	0.0%	1.0

Appendix 2 - Daylight Distribution

Tybalds Estate, Orde Hall Street, Camden, London WC1N 3JT

Reference	Use Class	Daylight Distribution				Result
		Before	After	Loss	Ratio	
<u>26 Orde Hall Street</u>						
Window 11	Bedroom	91%	85%	6.0%	0.93	
Window 12	Living Room	98%	95%	3.0%	0.97	
Window 13	Domestic	99%	99%	0.0%	1.0	
Window 14	Domestic	98%	98%	0.0%	1.0	
Window 15	Domestic	99%	99%	0.0%	1.0	
Window 16	Domestic	98%	98%	0.0%	1.0	
<u>24 Orde Hall Street</u>						
Window 17	Domestic	99%	98%	1.0%	0.99	Fail
Window 18	Domestic	91%	69%	22.0%	0.76	
Window 19	Domestic	99%	98%	1.0%	0.99	
Windows 20 & 21	Reception/Dining Area	96%	91%	5.0%	0.95	
Windows 22 & 23	Domestic	96%	96%	0.0%	1.0	
<u>10 Orde Hall Street</u>						
Window 43	Bedroom	95%	93%	2.0%	0.98	Fail
Window 44	Bathroom/WC	45%	35%	10.0%	0.78	
Window 45	Lounge	94%	93%	1.0%	0.99	
Window 46	Domestic	80%	80%	0.0%	1.0	
Window 47	Domestic	80%	80%	0.0%	1.0	
Window 48	Domestic	79%	79%	0.0%	1.0	
Window 49	Domestic	80%	80%	0.0%	1.0	
<u>8 Orde Hall Street</u>						
Window 50	Domestic	94%	82%	12.0%	0.87	Fail
Window 51	Domestic	73%	70%	3.0%	0.96	
Window 52	Domestic	94%	85%	9.0%	0.9	
Windows 53 to 55	Reception Room	94%	68%	26.0%	0.72	
Window 56	Bedroom	93%	93%	0.0%	1.0	
Window 57	Bedroom	92%	82%	10.0%	0.89	
<u>6 and 6a Orde Hall Street</u>						
Window 58	Bedroom	95%	41%	54.0%	0.43	Fail

Appendix 2 - Daylight Distribution

Tybalds Estate, Orde Hall Street, Camden, London WC1N 3JT

Reference	Use Class	Daylight Distribution				Result
		Before	After	Loss	Ratio	
Window 59	Hallway	93%	16%	77.0%	0.17	Fail
Window 60	Living/Dining	95%	48%	47.0%	0.51	Fail
Window 61	Hallway	76%	11%	65.0%	0.14	Fail
Windows 62 & 63	Living/Dining	97%	62%	35.0%	0.64	Fail
Window 64	Bedroom	97%	37%	60.0%	0.38	Fail
Windows 65 & 66	Living Room	97%	66%	31.0%	0.68	Fail
Window 67	Bedroom	95%	54%	41.0%	0.57	Fail
4 Orde Hall Street						
Windows 68 to 70	Domestic	98%	90%	8.0%	0.92	Fail
Windows 71 to 73	Living/Kitchen/Study	95%	80%	15.0%	0.84	
Window 74	Dining	83%	42%	41.0%	0.51	
Window 75	Bedroom	87%	69%	18.0%	0.79	
Windows 76 & 77	Bedroom	96%	88%	8.0%	0.92	
Windows 78 & 79	Bedroom	96%	88%	8.0%	0.92	
Windows 80 & 81	Hall	100%	100%	0.0%	1.0	
Window 82	Dressing Room	94%	94%	0.0%	1.0	
1 to 50 Blemundsbury						
Window 126	Domestic	66%	50%	16.0%	0.76	Fail
Windows 127 & 128	Domestic	94%	85%	9.0%	0.9	Fail
Window 129	Domestic	92%	72%	20.0%	0.78	
Windows 130 & 131	Domestic	95%	85%	10.0%	0.89	Fail
Window 132	Domestic	93%	83%	10.0%	0.89	
Windows 133 & 134	Domestic	97%	69%	28.0%	0.71	
Windows 135 & 136	Domestic	95%	51%	44.0%	0.54	Fail
Windows 137 & 138	Domestic	89%	31%	58.0%	0.35	Fail
Window 139	Kitchen	95%	95%	0.0%	1.0	
Window 140	Bedroom	86%	74%	12.0%	0.86	
Window 141	Kitchen	89%	89%	0.0%	1.0	
Window 142	Bathroom/WC	74%	74%	0.0%	1.0	
Window 143	Bathroom/WC	68%	68%	0.0%	1.0	
Windows 144 & 145	Hallway	33%	33%	0.0%	1.0	
Window 146	Bedroom	87%	85%	2.0%	0.98	

Appendix 2 - Daylight Distribution

Tybalds Estate, Orde Hall Street, Camden, London WC1N 3JT

Reference	Use Class	Daylight Distribution				Result
		Before	After	Loss	Ratio	
Window 147	Kitchen	89%	89%	0.0%	1.0	Fail
Window 148	Bathroom/WC	49%	49%	0.0%	1.0	
Window 149	Bathroom/WC	68%	53%	15.0%	0.78	
Windows 150 & 151	Hallway	26%	26%	0.0%	1.0	
Window 152	Bedroom	87%	81%	6.0%	0.93	
Window 153	Kitchen	89%	89%	0.0%	1.0	Fail
Window 154	Bathroom/WC	61%	56%	5.0%	0.92	
Window 155	Bathroom/WC	68%	4%	64.0%	0.06	
Window 156	Hallway	1%	1%	0.0%	1.0	
Window 157	Bedroom	86%	34%	52.0%	0.4	Fail
Window 158	Kitchen	89%	33%	56.0%	0.37	Fail
Window 159	Bathroom/WC	74%	1%	73.0%	0.01	Fail
Window 160	Bathroom/WC	68%	1%	67.0%	0.01	Fail
Windows 161 & 162	Hallway	23%	1%	22.0%	0.04	Fail
Window 163	Bedroom	85%	9%	76.0%	0.11	Fail
Window 164	Kitchen	95%	95%	0.0%	1.0	
Window 165	Bedroom	86%	75%	11.0%	0.87	
Window 166	Kitchen	89%	89%	0.0%	1.0	
Window 167	Bathroom/WC	74%	74%	0.0%	1.0	
Window 168	Bathroom/WC	68%	68%	0.0%	1.0	
Window 169	Hallway	1%	1%	0.0%	1.0	
Window 170	Bedroom	87%	87%	0.0%	1.0	
Window 171	Kitchen	89%	89%	0.0%	1.0	
Window 172	Bathroom/WC	49%	49%	0.0%	1.0	
Window 173	Bathroom/WC	68%	64%	4.0%	0.94	
Windows 174 & 175	Hallway	26%	26%	0.0%	1.0	
Window 176	Bedroom	87%	85%	2.0%	0.98	
Window 177	Kitchen	89%	89%	0.0%	1.0	
Window 178	Bathroom/WC	61%	57%	4.0%	0.93	
Window 179	Bathroom/WC	71%	24%	47.0%	0.34	Fail
Windows 180 & 181	Hallway	37%	6%	31.0%	0.16	Fail
Window 182	Bedroom	86%	36%	50.0%	0.42	Fail
Window 183	Kitchen	89%	34%	55.0%	0.38	Fail

Appendix 2 - Daylight Distribution

Tybalds Estate, Orde Hall Street, Camden, London WC1N 3JT

Reference	Use Class	Daylight Distribution				Result
		Before	After	Loss	Ratio	
Window 184	Bathroom/WC	74%	22%	52.0%	0.3	Fail
Window 185	Bathroom/WC	68%	21%	47.0%	0.31	Fail
Windows 186 & 187	Hallway	38%	5%	33.0%	0.13	Fail
Window 188	Bedroom	86%	18%	68.0%	0.21	Fail
Window 189	Kitchen	95%	95%	0.0%	1.0	
Window 190	Bedroom	86%	76%	10.0%	0.88	
Window 191	Kitchen	89%	89%	0.0%	1.0	
Window 192	Bathroom/WC	74%	74%	0.0%	1.0	
Window 193	Bathroom/WC	68%	68%	0.0%	1.0	
Windows 194 & 195	Hallway	33%	33%	0.0%	1.0	
Window 196	Bedroom	87%	87%	0.0%	1.0	
Window 197	Kitchen	89%	89%	0.0%	1.0	
Window 198	Bathroom/WC	49%	49%	0.0%	1.0	
Window 199	Bathroom/WC	68%	68%	0.0%	1.0	
Windows 200 & 201	Hallway	26%	26%	0.0%	1.0	
Window 202	Bedroom	87%	87%	0.0%	1.0	
Window 203	Kitchen	89%	89%	0.0%	1.0	
Window 204	Bathroom/WC	65%	65%	0.0%	1.0	
Window 205	Bathroom/WC	75%	75%	0.0%	1.0	
Windows 206 & 207	Hallway	37%	23%	14.0%	0.62	Fail
Window 208	Bedroom	86%	69%	17.0%	0.8	
Window 209	Kitchen	89%	60%	29.0%	0.67	Fail
Window 210	Bathroom/WC	76%	76%	0.0%	1.0	
Window 211	Bathroom/WC	70%	70%	0.0%	1.0	
Windows 212 & 213	Hallway	39%	23%	16.0%	0.59	Fail
Window 214	Bedroom	87%	65%	22.0%	0.75	Fail
Window 215	Kitchen	95%	95%	0.0%	1.0	
Window 216	Bedroom	86%	84%	2.0%	0.98	
Window 217	Kitchen	89%	89%	0.0%	1.0	
Window 218	Bathroom/WC	74%	74%	0.0%	1.0	
Window 219	Bathroom/WC	68%	68%	0.0%	1.0	
Windows 220 & 221	Hallway	33%	33%	0.0%	1.0	
Window 222	Bedroom	87%	87%	0.0%	1.0	

Appendix 2 - Daylight Distribution

Tybalds Estate, Orde Hall Street, Camden, London WC1N 3JT

Reference	Use Class	Daylight Distribution				Result
		Before	After	Loss	Ratio	
Window 223	Kitchen	89%	89%	0.0%	1.0	
Window 224	Bathroom/WC	53%	53%	0.0%	1.0	
Window 225	Bathroom/WC	68%	68%	0.0%	1.0	
Windows 226 & 227	Hallway	26%	26%	0.0%	1.0	
Window 228	Bedroom	87%	87%	0.0%	1.0	
Window 229	Kitchen	89%	89%	0.0%	1.0	
Window 230	Bathroom/WC	67%	67%	0.0%	1.0	
Window 231	Bathroom/WC	75%	75%	0.0%	1.0	
Windows 232 & 233	Hallway	37%	37%	0.0%	1.0	
Window 234	Bedroom	86%	86%	0.0%	1.0	
Window 235	Kitchen	89%	89%	0.0%	1.0	
Window 236	Bathroom/WC	76%	76%	0.0%	1.0	
Window 237	Bathroom/WC	75%	75%	0.0%	1.0	
Windows 238 & 239	Hallway	39%	39%	0.0%	1.0	
Window 240	Bedroom	87%	87%	0.0%	1.0	
<u>1 to 42 Windmill</u>						
Windows 241 & 242	Domestic	49%	48%	1.0%	0.98	
Windows 243 & 244	Domestic	78%	76%	2.0%	0.97	
Windows 245 & 246	Living Room	57%	57%	0.0%	1.0	
Windows 247 & 248	Bedsitting Room	85%	83%	2.0%	0.98	
Window 249	Staircase	1%	1%	0.0%	1.0	
Windows 250 & 251	Living Room	63%	63%	0.0%	1.0	
Windows 252 & 253	Bedsitting Room	87%	84%	3.0%	0.97	
Window 254	Staircase	46%	46%	0.0%	1.0	
Windows 255 & 256	Living Room	74%	74%	0.0%	1.0	
Windows 257 & 258	Bedsitting Room	90%	87%	3.0%	0.97	
Window 259	Staircase	46%	46%	0.0%	1.0	
Windows 260 & 261	Living Room	83%	83%	0.0%	1.0	
Windows 262 & 263	Bedsitting Room	92%	90%	2.0%	0.98	
Window 264	Staircase	35%	35%	0.0%	1.0	
Windows 265 & 266	Living Room	90%	90%	0.0%	1.0	
Windows 267 & 268	Bedsitting Room	93%	91%	2.0%	0.98	
Window 269	Staircase	14%	14%	0.0%	1.0	
Windows 270 & 271	Living Room	96%	96%	0.0%	1.0	
Windows 272 & 273	Bedsitting Room	94%	93%	1.0%	0.99	
Window 274	Staircase	1%	1%	0.0%	1.0	
Windows 275 & 276	Living Room	97%	97%	0.0%	1.0	
Windows 277 & 278	Bedsitting Room	95%	95%	0.0%	1.0	
<u>98 Theobalds Road</u>						
Windows 279 & 280	Non Domestic	92%	88%	4.0%	0.96	
Windows 281 to 284	Non Domestic	99%	99%	0.0%	1.0	
Windows 285 to 302	Non Domestic	83%	82%	1.0%	0.99	
Windows 303 to 307	Non Domestic	99%	99%	0.0%	1.0	
Window 308	Non Domestic	99%	99%	0.0%	1.0	
Window 309	Non Domestic	98%	98%	0.0%	1.0	
Windows 310 to 314	Non Domestic	100%	100%	0.0%	1.0	
Windows 315 & 316	Non Domestic	99%	99%	0.0%	1.0	
Windows 317 to 321	Non Domestic	100%	100%	0.0%	1.0	

Appendix 2 - Daylight Distribution

Tybalds Estate, Orde Hall Street, Camden, London WC1N 3JT

Reference	Use Class	Daylight Distribution				Result
		Before	After	Loss	Ratio	
Windows 322 & 323	Non Domestic	99%	99%	0.0%	1.0	
Windows 324 to 328	Non Domestic	100%	100%	0.0%	1.0	
110 to 124 Theobalds Road						
Windows 329 to 332(BW)	Accommodation	86%	85%	1.0%	0.99	Fail
Window 333	Non Domestic	74%	74%	0.0%	1.0	
Window 334	Hallway	39%	39%	0.0%	1.0	
Windows 335 to 337	Conference Facility	28%	26%	2.0%	0.93	
Window 338	Hallway	27%	27%	0.0%	1.0	
Window 339(BW)	Non Domestic	23%	19%	4.0%	0.83	
Window 340(BW)	Accommodation	50%	49%	1.0%	0.98	
Windows 341(BW) to 347	Restaurant	48%	29%	19.0%	0.6	
Window 348	Staircase	3%	3%	0.0%	1.0	
Windows 349(BW) to 352	Non Domestic	99%	98%	1.0%	0.99	
Windows 353 to 355	Office	93%	92%	1.0%	0.99	Fail
Window 356	Landing	51%	51%	0.0%	1.0	
Windows 357 to 363	Office	74%	53%	21.0%	0.72	
Windows 364 to 367	Non Domestic	99%	98%	1.0%	0.99	
Windows 368 to 370	Office	97%	95%	2.0%	0.98	Fail
Window 371	Landing	61%	61%	0.0%	1.0	
Window 372	Office	42%	29%	13.0%	0.69	
Windows 373 to 379	Office	92%	80%	12.0%	0.87	
Windows 380 to 383	Non Domestic	99%	99%	0.0%	1.0	
Windows 384 to 386	Office	98%	97%	1.0%	0.99	
Window 387	Landing	72%	72%	0.0%	1.0	
Window 388	Office	51%	42%	9.0%	0.82	
Windows 389 to 395	Office	99%	94%	5.0%	0.95	
Windows 396 to 399	Non Domestic	99%	99%	0.0%	1.0	
Windows 400 to 402	Office	99%	99%	0.0%	1.0	
Window 403	Landing	75%	75%	0.0%	1.0	

Appendix 2 - Daylight Distribution

Tybalds Estate, Orde Hall Street, Camden, London WC1N 3JT

Reference	Use Class	Daylight Distribution				Result
		Before	After	Loss	Ratio	
Window 404	Office	51%	44%	7.0%	0.86	
Windows 405 to 411	Office	99%	97%	2.0%	0.98	
Windows 412 to 414	Non Domestic	98%	97%	1.0%	0.99	
<u>1 to 28 Richbell</u>						
Windows 552 & 553	Hallway	60%	60%	0.0%	1.0	
Window 554	Domestic	80%	80%	0.0%	1.0	
Window 555	Domestic	84%	84%	0.0%	1.0	
Windows 556 & 557	Hallway	76%	76%	0.0%	1.0	
Window 558	Domestic	80%	80%	0.0%	1.0	
Window 559	Domestic	82%	80%	2.0%	0.98	
Window 560	Hallway	31%	29%	2.0%	0.94	
Window 561	Non Habitable	86%	86%	0.0%	1.0	
Windows 562 & 563	Living Room	82%	82%	0.0%	1.0	
Windows 564 & 565	Living Room	76%	76%	0.0%	1.0	
Window 566	Bedroom	45%	45%	0.0%	1.0	
Window 567	Bedroom	49%	48%	1.0%	0.98	
Windows 568 & 569	Living Room	73%	71%	2.0%	0.97	
Windows 570 to 572	Kitchen	79%	39%	40.0%	0.49	Fail
Windows 573 & 574	Living Room	89%	89%	0.0%	1.0	
Windows 575 & 576	Living Room	85%	85%	0.0%	1.0	
Window 577	Bedroom	63%	63%	0.0%	1.0	
Window 578	Bedroom	65%	64%	1.0%	0.98	
Windows 579 & 580	Living Room	80%	79%	1.0%	0.99	
Windows 581 to 584	Kitchen	74%	34%	40.0%	0.46	Fail
Windows 585 & 586	Living Room	98%	98%	0.0%	1.0	
Windows 587 & 588	Living Room	97%	97%	0.0%	1.0	
Window 589	Bedroom	87%	87%	0.0%	1.0	
Window 590	Bedroom	87%	86%	1.0%	0.99	
Windows 591 & 592	Living Room	95%	95%	0.0%	1.0	
Windows 593 to 595	Kitchen	85%	49%	36.0%	0.58	Fail
Windows 596 & 597	Living Room	99%	99%	0.0%	1.0	
Windows 598 & 599	Living Room	99%	99%	0.0%	1.0	
Window 600	Bedroom	96%	96%	0.0%	1.0	

Appendix 2 - Daylight Distribution

Tybalds Estate, Orde Hall Street, Camden, London WC1N 3JT

Reference	Use Class	Daylight Distribution				Result
		Before	After	Loss	Ratio	
Window 601	Bedroom	96%	95%	1.0%	0.99	Fail
Windows 602 & 603	Living Room	99%	98%	1.0%	0.99	
Windows 604 to 606	Kitchen	90%	60%	30.0%	0.67	
Windows 607 & 608	Living Room	99%	99%	0.0%	1.0	
Windows 609 & 610	Living Room	99%	99%	0.0%	1.0	
Window 611	Bedroom	96%	96%	0.0%	1.0	Fail
Window 612	Bedroom	96%	95%	1.0%	0.99	
Windows 613 & 614	Living Room	99%	98%	1.0%	0.99	
Windows 615 to 617	Kitchen	93%	72%	21.0%	0.77	
Windows 618 & 619	Living Room	99%	99%	0.0%	1.0	
Windows 620 & 621	Living Room	99%	99%	0.0%	1.0	
Window 622	Bedroom	96%	96%	0.0%	1.0	
Window 623	Bedroom	96%	95%	1.0%	0.99	
Windows 624 & 625	Living Room	99%	98%	1.0%	0.99	
Windows 626 to 628	Kitchen	96%	82%	14.0%	0.85	
Windows 629 & 630	Living Room	99%	99%	0.0%	1.0	
Windows 631 & 632	Living Room	99%	99%	0.0%	1.0	
Window 633	Bedroom	96%	96%	0.0%	1.0	
Window 634	Bedroom	96%	95%	1.0%	0.99	
Windows 635 & 636	Living Room	99%	98%	1.0%	0.99	
Windows 637 to 639	Kitchen	96%	83%	13.0%	0.86	
Windows 640 to 643	Domestic	92%	92%	0.0%	1.0	
1 to 14 Springwater						
Window 644	Non Habitable	71%	46%	25.0%	0.65	Fail
Window 645	Non Habitable	89%	47%	42.0%	0.53	Fail
Window 646	Non Habitable	82%	41%	41.0%	0.5	Fail
Window 647	Non Habitable	76%	38%	38.0%	0.5	Fail
Window 648	Non Habitable	64%	38%	26.0%	0.59	Fail
Window 649	Non Habitable	75%	45%	30.0%	0.6	Fail
Window 650	Bedroom	90%	89%	1.0%	0.99	
Window 651	Bedroom	94%	87%	7.0%	0.93	
Windows 652 & 653	Living Room	95%	81%	14.0%	0.85	
Windows 654 & 655	Living Room	97%	91%	6.0%	0.94	

Appendix 2 - Daylight Distribution

Tybalds Estate, Orde Hall Street, Camden, London WC1N 3JT

Reference	Use Class	Daylight Distribution				Result
		Before	After	Loss	Ratio	
Window 656	Bedroom	93%	90%	3.0%	0.97	
Window 657	Bedroom	94%	94%	0.0%	1.0	
Window 658	Bedroom	96%	89%	7.0%	0.93	
Windows 659 & 660	Living Room	97%	85%	12.0%	0.88	
Windows 661 & 662	Living Room	98%	92%	6.0%	0.94	
Window 663	Bedroom	93%	90%	3.0%	0.97	
Window 664	Bedroom	97%	97%	0.0%	1.0	
Window 665	Bedroom	98%	92%	6.0%	0.94	
Windows 666 & 667	Living Room	98%	87%	11.0%	0.89	
Windows 668 & 669	Living Room	98%	94%	4.0%	0.96	
Window 670	Bedroom	94%	91%	3.0%	0.97	
Window 671	Bedroom	97%	97%	0.0%	1.0	
Window 672	Bedroom	100%	97%	3.0%	0.97	
Windows 673 & 674	Living Room	99%	93%	6.0%	0.94	
Windows 675 & 676	Living Room	98%	97%	1.0%	0.99	
Window 677	Bedroom	94%	94%	0.0%	1.0	
Window 678	Bedroom	97%	97%	0.0%	1.0	
Window 679	Bedroom	100%	100%	0.0%	1.0	
Windows 680 & 681	Living Room	99%	99%	0.0%	1.0	
Windows 682 & 683	Living Room	98%	98%	0.0%	1.0	
Window 684	Bedroom	95%	95%	0.0%	1.0	
Window 685	Bedroom	97%	97%	0.0%	1.0	
Window 686	Bedroom	100%	100%	0.0%	1.0	
Windows 687 & 688	Living Room	99%	99%	0.0%	1.0	
Windows 689 & 690	Living Room	98%	98%	0.0%	1.0	
Window 691	Bedroom	97%	97%	0.0%	1.0	
Window 692	Bedroom	97%	97%	0.0%	1.0	
Window 693	Bedroom	100%	100%	0.0%	1.0	
Windows 694 & 695	Living Room	99%	99%	0.0%	1.0	
Windows 696 & 697	Living Room	98%	98%	0.0%	1.0	
Window 698	Bedroom	98%	98%	0.0%	1.0	

Appendix 2 - Daylight Distribution

Tybalds Estate, Orde Hall Street, Camden, London WC1N 3JT

Reference	Use Class	Daylight Distribution				Result
		Before	After	Loss	Ratio	
<u>12 New North Street</u>						
Window 755	Domestic	100%	100%	0.0%	1.0	
Window 756	Domestic	81%	81%	0.0%	1.0	
Window 757	Domestic	94%	94%	0.0%	1.0	
Windows 758 & 759	Domestic	99%	99%	0.0%	1.0	
Window 760	Domestic	89%	89%	0.0%	1.0	
Windows 761 & 762	Domestic	97%	97%	0.0%	1.0	
Window 763	Domestic	94%	94%	0.0%	1.0	
Windows 764 & 765	Domestic	99%	99%	0.0%	1.0	
Window 766	Domestic	91%	91%	0.0%	1.0	
Windows 767 & 768	Domestic	98%	98%	0.0%	1.0	
Window 769	Domestic	93%	93%	0.0%	1.0	
Window 770	Domestic	100%	100%	0.0%	1.0	
Window 771	Domestic	95%	95%	0.0%	1.0	
Windows 772 & 773	Domestic	97%	97%	0.0%	1.0	
Windows 774 to 778	Living/Kitchen	100%	100%	0.0%	1.0	
<u>20 to 25 Boswell Street</u>						
Windows 807 to 810	Staircase	100%	100%	0.0%	1.0	
Window 811	Non Habitable	86%	77%	9.0%	0.9	
Window 812	Non Habitable	86%	52%	34.0%	0.6	
Window 813	Non Habitable	92%	86%	6.0%	0.93	
Window 814	Non Habitable	92%	92%	0.0%	1.0	
Windows 815 & 816	Domestic	70%	70%	0.0%	1.0	
Window 817	Domestic	81%	81%	0.0%	1.0	
Window 818	Domestic	76%	76%	0.0%	1.0	
Windows 819 to 823	Domestic	85%	81%	4.0%	0.95	
Windows 824 to 828	Domestic	87%	68%	19.0%	0.78	

Appendix 2 - Daylight Distribution

Tybalds Estate, Orde Hall Street, Camden, London WC1N 3JT

Reference	Use Class	Daylight Distribution				Result
		Before	After	Loss	Ratio	
Windows 829 to 833	Domestic	96%	93%	3.0%	0.97	
Windows 834 to 838	Domestic	94%	94%	0.0%	1.0	
Windows 839 to 843	Domestic	87%	87%	0.0%	1.0	
Windows 844 to 848	Domestic	82%	82%	0.0%	1.0	
Windows 849 to 853	Domestic	80%	80%	0.0%	1.0	
Windows 854 to 858	Domestic	90%	89%	1.0%	0.99	
Windows 859 to 863	Domestic	96%	89%	7.0%	0.93	
Windows 864 to 868	Domestic	99%	98%	1.0%	0.99	
Windows 869 to 873	Domestic	97%	97%	0.0%	1.0	
Windows 874 to 878	Domestic	94%	94%	0.0%	1.0	
Windows 879 to 883	Domestic	90%	90%	0.0%	1.0	
Windows 884 to 888	Domestic	88%	88%	0.0%	1.0	
Windows 889 to 892	Domestic	100%	100%	0.0%	1.0	
Windows 893 to 896	Domestic	100%	100%	0.0%	1.0	
Windows 897 to 900	Domestic	100%	100%	0.0%	1.0	
Windows 901 to 904	Domestic	100%	100%	0.0%	1.0	
Windows 905 to 908	Domestic	100%	100%	0.0%	1.0	
Windows 909 to 912	Domestic	100%	100%	0.0%	1.0	
Windows 913 to 916	Domestic	99%	99%	0.0%	1.0	
Windows 917 to 920	Domestic	100%	100%	0.0%	1.0	
Windows 921 to 924	Domestic	100%	100%	0.0%	1.0	
Windows 925 to 928	Domestic	100%	100%	0.0%	1.0	
Windows 929 to 932	Domestic	100%	100%	0.0%	1.0	
Windows 933 to 936	Domestic	100%	100%	0.0%	1.0	
Windows 937 & 938	Domestic	100%	100%	0.0%	1.0	
Windows 939 to 941	Domestic	100%	100%	0.0%	1.0	
37 Queen Square						
Windows 984 & 985	Domestic	77%	77%	0.0%	1.0	
Window 986	Domestic	64%	64%	0.0%	1.0	
Window 987	Domestic	21%	21%	0.0%	1.0	
Windows 988 & 989	Domestic	95%	95%	0.0%	1.0	
Windows 990 to 993	Domestic	14%	14%	0.0%	1.0	
Window 994	Domestic	24%	24%	0.0%	1.0	

Appendix 2 - Daylight Distribution

Tybalds Estate, Orde Hall Street, Camden, London WC1N 3JT

Reference	Use Class	Daylight Distribution				Result
		Before	After	Loss	Ratio	
Windows 995 & 996	Domestic	98%	98%	0.0%	1.0	
Windows 997 to 999	Domestic	53%	53%	0.0%	1.0	
Windows 1000 to 1002	Domestic	89%	89%	0.0%	1.0	
Windows 1003 to 1005	Domestic	100%	100%	0.0%	1.0	
Window 1006	Domestic	42%	42%	0.0%	1.0	
Windows 1007 to 1010	Domestic	80%	80%	0.0%	1.0	
Windows 1011 & 1012	Domestic	98%	98%	0.0%	1.0	
Window 1013	Domestic	100%	100%	0.0%	1.0	
Window 1014	Domestic	88%	88%	0.0%	1.0	
Windows 1015 & 1016	Domestic	98%	98%	0.0%	1.0	
Windows 1017 & 1018	Domestic	93%	93%	0.0%	1.0	
Window 1019	Domestic	39%	39%	0.0%	1.0	
Windows 1020 & 1021	Domestic	96%	96%	0.0%	1.0	
Windows 1022 to 1024	Domestic	98%	98%	0.0%	1.0	
Window 1025	Domestic	40%	40%	0.0%	1.0	
Windows 1026 & 1027	Domestic	98%	98%	0.0%	1.0	
Windows 1028 to 1030	Domestic	99%	99%	0.0%	1.0	
Window 1031	Domestic	43%	43%	0.0%	1.0	
Windows 1032 & 1033	Domestic	99%	99%	0.0%	1.0	
Windows 1034 to 1036	Domestic	99%	99%	0.0%	1.0	
Window 1037	Domestic	46%	46%	0.0%	1.0	
Window 1038	Domestic	77%	77%	0.0%	1.0	
Windows 1039 & 1040	Domestic	96%	96%	0.0%	1.0	
Windows 1041 to 1043	Domestic	100%	100%	0.0%	1.0	
Window 1044	Domestic	84%	84%	0.0%	1.0	
1 to 56 Babington Court						
Windows 1045 to 1049	Domestic	93%	91%	2.0%	0.98	
Windows 1050 to 1054	Domestic	95%	95%	0.0%	1.0	
Windows 1055 to 1058	Domestic	99%	99%	0.0%	1.0	
Windows 1059 to 1062	Domestic	99%	99%	0.0%	1.0	
Windows 1063 to 1067	Domestic	97%	97%	0.0%	1.0	
Windows 1068 to 1072	Domestic	93%	93%	0.0%	1.0	
Windows 1073 to 1076	Domestic	99%	99%	0.0%	1.0	

Appendix 2 - Daylight Distribution

Tybalds Estate, Orde Hall Street, Camden, London WC1N 3JT

Reference	Use Class	Daylight Distribution				Result
		Before	After	Loss	Ratio	
Windows 1077 to 1080	Domestic	99%	99%	0.0%	1.0	
Windows 1081 to 1085	Domestic	99%	99%	0.0%	1.0	
Windows 1086 to 1090	Domestic	99%	99%	0.0%	1.0	
Windows 1091 to 1094	Domestic	99%	99%	0.0%	1.0	
Windows 1095 to 1098	Domestic	99%	99%	0.0%	1.0	
Windows 1099 to 1103	Domestic	100%	100%	0.0%	1.0	
Windows 1104 to 1108	Domestic	99%	99%	0.0%	1.0	
Windows 1109 to 1112	Domestic	100%	100%	0.0%	1.0	
Windows 1113 to 1116	Domestic	99%	99%	0.0%	1.0	
59 Great Ormond Street						Fail
Window 1124	Domestic	18%	11%	7.0%	0.61	
Window 1125	Bathroom/WC	13%	11%	2.0%	0.85	
Windows 1126 to 1128	Reception/Dining	72%	62%	10.0%	0.86	
Window 1129	Staircase	48%	48%	0.0%	1.0	
Windows 1130 & 1131	Library	56%	56%	0.0%	1.0	
Windows 1132 & 1133	Bathroom/WC	69%	69%	0.0%	1.0	
Windows 1129 & 1134	Staircase	78%	78%	0.0%	1.0	
Window 1134	Staircase	99%	99%	0.0%	1.0	
Window 1135	Dressing Room	58%	58%	0.0%	1.0	
Windows 1136 to 1138	Bathroom/WC	92%	92%	0.0%	1.0	
Window 1139	Staircase	60%	60%	0.0%	1.0	
Window 1140	Bedroom	29%	29%	0.0%	1.0	
Windows 1141 to 1143	Bathroom/WC	91%	91%	0.0%	1.0	
2 Barbon Close						
Windows 1195 & 1196	Hallway	52%	52%	0.0%	1.0	
Window 1197	Garage	74%	73%	1.0%	0.99	
Windows 1198 to 1204	Living/Kitchen	100%	100%	0.0%	1.0	
Window 1204	Staircase	79%	79%	0.0%	1.0	
1 to 56 Chancellors Court						
Windows 1205 to 1209	Domestic	99%	99%	0.0%	1.0	
Windows 1210 to 1214	Domestic	99%	98%	1.0%	0.99	
Windows 1215 to 1218	Domestic	99%	99%	0.0%	1.0	
Windows 1219 to 1222	Domestic	99%	99%	0.0%	1.0	
Windows 1223 to 1227	Domestic	99%	99%	0.0%	1.0	
Windows 1228 to 1232	Domestic	99%	99%	0.0%	1.0	
Windows 1233 to 1236	Domestic	99%	99%	0.0%	1.0	
Windows 1237 to 1240	Domestic	99%	99%	0.0%	1.0	

Appendix 2 - Daylight Distribution

Tybalds Estate, Orde Hall Street, Camden, London WC1N 3JT

Reference	Use Class	Daylight Distribution				Result
		Before	After	Loss	Ratio	
Windows 1241 to 1245	Domestic	99%	99%	0.0%	1.0	
Windows 1246 to 1250	Domestic	99%	99%	0.0%	1.0	
Windows 1251 to 1254	Domestic	99%	99%	0.0%	1.0	
Windows 1255 to 1258	Domestic	100%	100%	0.0%	1.0	
Windows 1259 to 1263	Domestic	100%	100%	0.0%	1.0	
Windows 1264 to 1268	Domestic	99%	99%	0.0%	1.0	
Windows 1269 to 1272	Domestic	99%	99%	0.0%	1.0	
Windows 1273 to 1276	Domestic	100%	100%	0.0%	1.0	
<u>29 Orde Hall Street</u>						Fail
Windows 1365 & 1366	Hallway	90%	59%	31.0%	0.66	
Window 1367	Non Habitable	42%	28%	14.0%	0.67	
Window 1368	Non Habitable	65%	65%	0.0%	1.0	

Appendix 2 - Sunlight to Windows

Tybalds Estate, Orde Hall Street, Camden, London WC1N 3JT

Reference	Use Class	Sunlight to Windows							
		Total Sunlight Hours				Winter Sunlight Hours			
		Before	After	Loss	Ratio	Before	After	Loss	Ratio
28 Orde Hall Street									
Window 1	Domestic	36%	35%	1%	0.97	7%	7%	0%	1.0
Window 2	Domestic	25%	24%	1%	0.96	1%	0%	1%	0.01
Window 3	Domestic	41%	41%	0%	1.0	10%	10%	0%	1.0
Window 4	Domestic	43%	41%	2%	0.95	11%	9%	2%	0.82
Window 5	Domestic	43%	43%	0%	1.0	12%	12%	0%	1.0
Window 6	Domestic	44%	44%	0%	1.0	12%	12%	0%	1.0
Window 7	Domestic	46%	46%	0%	1.0	12%	12%	0%	1.0
Window 8	Domestic	49%	49%	0%	1.0	13%	13%	0%	1.0
Window 9	Domestic	49%	49%	0%	1.0	13%	13%	0%	1.0
Window 10	Domestic	48%	48%	0%	1.0	13%	13%	0%	1.0
26 Orde Hall Street									
Window 11	Bedroom	38%	32%	6%	0.84	7%	5%	2%	0.71
Window 12	Living Room	43%	41%	2%	0.95	11%	9%	2%	0.82
Window 13	Domestic	46%	46%	0%	1.0	12%	12%	0%	1.0
Window 14	Domestic	46%	45%	1%	0.98	12%	11%	1%	0.92
Window 15	Domestic	48%	48%	0%	1.0	13%	13%	0%	1.0
Window 16	Domestic	49%	49%	0%	1.0	13%	13%	0%	1.0
24 Orde Hall Street									
Window 17	Domestic	39%	29%	10%	0.74	8%	6%	2%	0.75
Window 18	Domestic	43%	37%	6%	0.86	10%	7%	3%	0.7
Window 19	Domestic	42%	37%	5%	0.88	9%	7%	2%	0.78
Window 20	Reception/Dining Area	43%	42%	1%	0.98	9%	8%	1%	0.89
Window 21	Reception/Dining Area	45%	43%	2%	0.96	9%	8%	1%	0.89
Window 22	Domestic	49%	49%	0%	1.0	12%	12%	0%	1.0
Window 23	Domestic	51%	51%	0%	1.0	12%	12%	0%	1.0
22 Orde Hall Street									
Window 24	Domestic	36%	32%	4%	0.89	6%	6%	0%	1.0
Window 25	Domestic	42%	37%	5%	0.88	9%	8%	1%	0.89
Window 26	Domestic	46%	45%	1%	0.98	10%	10%	0%	1.0
Window 27	Domestic	45%	43%	2%	0.96	10%	10%	0%	1.0

Appendix 2 - Sunlight to Windows

Tybalds Estate, Orde Hall Street, Camden, London WC1N 3JT

Reference	Use Class	Sunlight to Windows							
		Total Sunlight Hours				Winter Sunlight Hours			
		Before	After	Loss	Ratio	Before	After	Loss	Ratio
Window 28	Domestic	50%	50%	0%	1.0	12%	12%	0%	1.0
Window 29	Domestic	47%	47%	0%	1.0	10%	10%	0%	1.0
<u>20 Orde Hall Street</u>									
Window 30	Domestic	40%	36%	4%	0.9	10%	9%	1%	0.9
Window 31	Domestic	42%	38%	4%	0.9	10%	9%	1%	0.9
Window 32	Domestic	42%	39%	3%	0.93	10%	10%	0%	1.0
Window 33	Domestic	48%	46%	2%	0.96	12%	12%	0%	1.0
Window 34	Domestic	48%	46%	2%	0.96	12%	12%	0%	1.0
Window 35	Domestic	50%	50%	0%	1.0	13%	13%	0%	1.0
Window 36	Domestic	48%	48%	0%	1.0	12%	12%	0%	1.0
<u>18 Orde Hall Street</u>									
Window 37	Domestic	37%	34%	3%	0.92	8%	8%	0%	1.0
Window 38	Domestic	41%	39%	2%	0.95	10%	9%	1%	0.9
Window 39	Domestic	43%	43%	0%	1.0	10%	10%	0%	1.0
Window 40	Domestic	42%	42%	0%	1.0	10%	10%	0%	1.0
Window 41	Domestic	49%	49%	0%	1.0	13%	13%	0%	1.0
Window 42	Domestic	48%	48%	0%	1.0	13%	13%	0%	1.0
<u>10 Orde Hall Street</u>									
Window 43	Bedroom	32%	26%	6%	0.81	6%	4%	2%	0.67
Window 44	Bathroom/WC	0%	0%	0%	1.0	0%	0%	0%	1.0
Window 45	Lounge	33%	29%	4%	0.88	7%	4%	3%	0.57
Window 46	Domestic	37%	35%	2%	0.95	9%	7%	2%	0.78
Window 47	Domestic	36%	32%	4%	0.89	8%	5%	3%	0.63
Window 48	Domestic	39%	37%	2%	0.95	11%	9%	2%	0.82
Window 49	Domestic	39%	35%	4%	0.9	11%	7%	4%	0.64
<u>8 Orde Hall Street</u>									
Window 50	Domestic	32%	19%	13%	0.59	7%	4%	3%	0.57
Window 51	Non Habitable	33%	25%	8%	0.76	6%	4%	2%	0.67
Window 52	Domestic	35%	26%	9%	0.74	8%	6%	2%	0.75
Window 53	Reception Room	36%	30%	6%	0.83	8%	5%	3%	0.63

Appendix 2 - Sunlight to Windows

Tybalds Estate, Orde Hall Street, Camden, London WC1N 3JT

Reference	Use Class	Sunlight to Windows							
		Total Sunlight Hours				Winter Sunlight Hours			
		Before	After	Loss	Ratio	Before	After	Loss	Ratio
Window 54	Reception Room	37%	31%	6%	0.84	8%	7%	1%	0.88
Window 56	Bedroom	38%	34%	4%	0.89	10%	7%	3%	0.7
Window 57	Bedroom	40%	35%	5%	0.88	10%	7%	3%	0.7
<u>6 and 6a Orde Hall Street</u>									
Window 58	Bedroom	31%	18%	13%	0.58	6%	5%	1%	0.83
Window 59	Hallway	35%	23%	12%	0.66	8%	7%	1%	0.88
Window 60	Living/Dining	33%	20%	13%	0.61	8%	6%	2%	0.75
Window 61	Hallway	34%	20%	14%	0.59	8%	7%	1%	0.88
Window 62	Living/Dining	36%	27%	9%	0.75	8%	7%	1%	0.88
Window 63	Living/Dining	37%	25%	12%	0.68	10%	7%	3%	0.7
Window 64	Bedroom	39%	27%	12%	0.69	11%	9%	2%	0.82
Window 65	Living Room	36%	32%	4%	0.89	8%	7%	1%	0.88
Window 66	Living Room	38%	33%	5%	0.87	10%	8%	2%	0.8
Window 67	Bedroom	39%	33%	6%	0.85	11%	9%	2%	0.82
<u>4 Orde Hall Street</u>									
Window 68	Domestic	33%	19%	14%	0.58	8%	6%	2%	0.75
Window 69	Non Habitable	33%	19%	14%	0.58	9%	7%	2%	0.78
Window 70	Domestic	31%	21%	10%	0.68	11%	9%	2%	0.82
Window 71	Living/Kitchen/Study	37%	24%	13%	0.65	10%	8%	2%	0.8
Window 72	Living/Kitchen/Study	35%	23%	12%	0.66	10%	8%	2%	0.8
Window 73	Living/Kitchen/Study	34%	25%	9%	0.74	12%	10%	2%	0.83
Window 74	Dining	32%	24%	8%	0.75	9%	8%	1%	0.89
Window 75	Bedroom	39%	32%	7%	0.82	11%	9%	2%	0.82
Window 76	Bedroom	38%	31%	7%	0.82	12%	10%	2%	0.83
Window 77	Bedroom	38%	31%	7%	0.82	13%	11%	2%	0.85
Window 78	Bedroom	36%	28%	8%	0.78	11%	9%	2%	0.82
Window 79	Bedroom	39%	38%	1%	0.97	0%	0%	0%	1.0
Window 80	Hall	61%	60%	1%	0.98	11%	11%	0%	1.0
Window 81	Hall	65%	64%	1%	0.98	14%	14%	0%	1.0
Window 82	Dressing Room	65%	64%	1%	0.98	14%	14%	0%	1.0

Appendix 2 - Sunlight to Windows

Tybalds Estate, Orde Hall Street, Camden, London WC1N 3JT

Reference	Use Class	Sunlight to Windows							
		Total Sunlight Hours				Winter Sunlight Hours			
		Before	After	Loss	Ratio	Before	After	Loss	Ratio
2 Orde Hall Street									
Window 83	Domestic	26%	22%	4%	0.85	6%	6%	0%	1.0
Window 84	Domestic	31%	27%	4%	0.87	8%	8%	0%	1.0
Window 85	Domestic	6%	4%	2%	0.67	3%	3%	0%	1.0
Window 86	Domestic	33%	29%	4%	0.88	10%	10%	0%	1.0
Window 87	Domestic	32%	30%	2%	0.94	8%	8%	0%	1.0
Window 88	Domestic	35%	32%	3%	0.91	11%	11%	0%	1.0
Window 89	Domestic	35%	33%	2%	0.94	11%	11%	0%	1.0
Window 90	Domestic	37%	35%	2%	0.95	13%	13%	0%	1.0
Window 91	Domestic	37%	37%	0%	1.0	13%	13%	0%	1.0
Window 92	Domestic	70%	70%	0%	1.0	17%	17%	0%	1.0
1 to 42 Windmill									
Window 241	Non Habitable	38%	27%	11%	0.71	7%	4%	3%	0.57
Window 242	Non Habitable	19%	14%	5%	0.74	7%	3%	4%	0.43
Window 243	Non Habitable	21%	15%	6%	0.71	9%	4%	5%	0.44
Window 244	Non Habitable	37%	17%	20%	0.46	8%	3%	5%	0.38
Window 245	Living Room	41%	29%	12%	0.71	8%	4%	4%	0.5
Window 246	Living Room	4%	4%	0%	1.0	1%	1%	0%	1.0
Window 247	Bedsitting Room	4%	4%	0%	1.0	4%	4%	0%	1.0
Window 248	Bedsitting Room	40%	22%	18%	0.55	10%	4%	6%	0.4
Window 249	Staircase & Landing	8%	4%	4%	0.5	7%	3%	4%	0.43
Window 250	Living Room	46%	34%	12%	0.74	9%	5%	4%	0.56
Window 251	Living Room	4%	4%	0%	1.0	1%	1%	0%	1.0
Window 252	Bedsitting Room	4%	3%	1%	0.75	4%	3%	1%	0.75
Window 253	Bedsitting Room	42%	24%	18%	0.57	11%	5%	6%	0.45
Window 254	Staircase & Landing	29%	21%	8%	0.72	8%	4%	4%	0.5
Window 255	Living Room	48%	37%	11%	0.77	9%	5%	4%	0.56
Window 256	Living Room	6%	6%	0%	1.0	3%	3%	0%	1.0
Window 257	Bedsitting Room	5%	4%	1%	0.8	5%	4%	1%	0.8
Window 258	Bedsitting Room	46%	27%	19%	0.59	12%	5%	7%	0.42
Window 259	Staircase & Landing	33%	25%	8%	0.76	10%	6%	4%	0.6
Window 260	Living Room	53%	45%	8%	0.85	10%	6%	4%	0.6
Window 261	Living Room	8%	8%	0%	1.0	3%	3%	0%	1.0

Appendix 2 - Sunlight to Windows

Tybalds Estate, Orde Hall Street, Camden, London WC1N 3JT

Reference	Use Class	Sunlight to Windows							
		Total Sunlight Hours				Winter Sunlight Hours			
		Before	After	Loss	Ratio	Before	After	Loss	Ratio
Window 262	Bedsitting Room	6%	5%	1%	0.83	5%	4%	1%	0.8
Window 263	Bedsitting Room	50%	30%	20%	0.6	13%	5%	8%	0.38
Window 264	Staircase & Landing	40%	32%	8%	0.8	12%	7%	5%	0.58
Window 265	Living Room	58%	52%	6%	0.9	11%	7%	4%	0.64
Window 266	Living Room	8%	8%	0%	1.0	3%	3%	0%	1.0
Window 267	Bedsitting Room	6%	5%	1%	0.83	5%	4%	1%	0.8
Window 268	Bedsitting Room	52%	34%	18%	0.65	13%	5%	8%	0.38
Window 269	Staircase & Landing	47%	40%	7%	0.85	15%	10%	5%	0.67
Window 270	Living Room	64%	60%	4%	0.94	15%	11%	4%	0.73
Window 271	Living Room	13%	13%	0%	1.0	8%	8%	0%	1.0
Window 272	Bedsitting Room	10%	8%	2%	0.8	9%	7%	2%	0.78
Window 273	Bedsitting Room	57%	42%	15%	0.74	15%	6%	9%	0.4
Window 274	Staircase & Landing	53%	48%	5%	0.91	16%	11%	5%	0.69
Window 275	Living Room	68%	66%	2%	0.97	18%	16%	2%	0.89
Window 276	Living Room	11%	11%	0%	1.0	9%	9%	0%	1.0
Window 277	Bedsitting Room	14%	13%	1%	0.93	12%	11%	1%	0.92
Window 278	Bedsitting Room	60%	51%	9%	0.85	17%	9%	8%	0.53
<u>98 Theobalds Road</u>									
Window 283	Non Domestic	39%	39%	0%	1.0	7%	7%	0%	1.0
Window 284	Non Domestic	40%	40%	0%	1.0	7%	7%	0%	1.0
Window 305	Non Domestic	43%	43%	0%	1.0	10%	10%	0%	1.0
Window 306	Non Domestic	43%	43%	0%	1.0	10%	10%	0%	1.0
Window 307	Non Domestic	43%	43%	0%	1.0	10%	10%	0%	1.0
Window 312	Non Domestic	47%	47%	0%	1.0	14%	14%	0%	1.0
Window 313	Non Domestic	47%	47%	0%	1.0	14%	14%	0%	1.0
Window 314	Non Domestic	48%	48%	0%	1.0	14%	14%	0%	1.0
Window 319	Non Domestic	50%	50%	0%	1.0	15%	15%	0%	1.0
Window 320	Non Domestic	51%	51%	0%	1.0	15%	15%	0%	1.0
Window 321	Non Domestic	50%	50%	0%	1.0	14%	14%	0%	1.0
Window 326	Non Domestic	55%	54%	1%	0.98	19%	18%	1%	0.95
Window 327	Non Domestic	54%	54%	0%	1.0	18%	18%	0%	1.0
Window 328	Non Domestic	54%	54%	0%	1.0	18%	18%	0%	1.0

Appendix 2 - Sunlight to Windows

Tybalds Estate, Orde Hall Street, Camden, London WC1N 3JT

Reference	Use Class	Sunlight to Windows							
		Total Sunlight Hours				Winter Sunlight Hours			
		Before	After	Loss	Ratio	Before	After	Loss	Ratio
110 to 124 Theobalds Road									
Window 340(BW)	Accomodation	38%	38%	0%	1.0	11%	11%	0%	1.0
Window 344	Restaurant	10%	2%	8%	0.2	0%	0%	0%	1.0
Window 351	Non Domestic	43%	43%	0%	1.0	14%	14%	0%	1.0
Window 352	Non Domestic	43%	43%	0%	1.0	14%	14%	0%	1.0
Window 366	Non Domestic	48%	48%	0%	1.0	16%	16%	0%	1.0
Window 367	Non Domestic	45%	45%	0%	1.0	14%	14%	0%	1.0
Window 372	Office	12%	5%	7%	0.42	0%	0%	0%	1.0
Window 382	Non Domestic	52%	52%	0%	1.0	17%	17%	0%	1.0
Window 383	Non Domestic	50%	50%	0%	1.0	16%	16%	0%	1.0
Window 388	Office	17%	8%	9%	0.47	1%	0%	1%	0.01
Window 398	Non Domestic	58%	58%	0%	1.0	20%	20%	0%	1.0
Window 399	Non Domestic	56%	56%	0%	1.0	19%	19%	0%	1.0
Window 404	Office	19%	11%	8%	0.58	1%	0%	1%	0.01
Window 414	Non Domestic	58%	58%	0%	1.0	18%	18%	0%	1.0
1 to 28 Richbell									
Window 552	Hallway	32%	32%	0%	1.0	7%	7%	0%	1.0
Window 554	Domestic	33%	33%	0%	1.0	7%	7%	0%	1.0
Window 555	Domestic	32%	31%	1%	0.97	6%	5%	1%	0.83
Window 556	Hallway	30%	29%	1%	0.97	5%	4%	1%	0.8
Window 558	Domestic	26%	24%	2%	0.92	5%	3%	2%	0.6
Window 559	Domestic	30%	27%	3%	0.9	6%	3%	3%	0.5
Window 560	Hallway	37%	25%	12%	0.68	7%	0%	7%	0.0
Window 561	Non Habitable	35%	19%	16%	0.54	6%	0%	6%	0.0
Window 563	Living Room	45%	40%	5%	0.89	13%	10%	3%	0.77
Window 564	Living Room	40%	39%	1%	0.98	10%	9%	1%	0.9
Window 565	Living Room	4%	4%	0%	1.0	2%	2%	0%	1.0
Window 566	Bedroom	6%	6%	0%	1.0	1%	1%	0%	1.0
Window 567	Bedroom	8%	8%	0%	1.0	1%	1%	0%	1.0
Window 569	Living Room	39%	26%	13%	0.67	8%	1%	7%	0.13
Window 570	Kitchen	40%	5%	35%	0.13	11%	0%	11%	0.0
Window 574	Living Room	39%	38%	1%	0.97	11%	10%	1%	0.91
Window 575	Living Room	40%	39%	1%	0.98	11%	10%	1%	0.91

Appendix 2 - Sunlight to Windows

Tybalds Estate, Orde Hall Street, Camden, London WC1N 3JT

Reference	Use Class	Sunlight to Windows							
		Total Sunlight Hours				Winter Sunlight Hours			
		Before	After	Loss	Ratio	Before	After	Loss	Ratio
Window 576	Living Room	6%	6%	0%	1.0	4%	4%	0%	1.0
Window 577	Bedroom	5%	5%	0%	1.0	1%	1%	0%	1.0
Window 578	Bedroom	9%	9%	0%	1.0	2%	2%	0%	1.0
Window 580	Living Room	42%	28%	14%	0.67	10%	2%	8%	0.2
Window 581	Kitchen	48%	10%	38%	0.21	13%	0%	13%	0.0
Window 586	Living Room	44%	43%	1%	0.98	13%	12%	1%	0.92
Window 587	Living Room	44%	43%	1%	0.98	13%	12%	1%	0.92
Window 588	Living Room	7%	7%	0%	1.0	5%	5%	0%	1.0
Window 589	Bedroom	9%	9%	0%	1.0	2%	2%	0%	1.0
Window 590	Bedroom	11%	11%	0%	1.0	3%	3%	0%	1.0
Window 592	Living Room	46%	32%	14%	0.7	12%	4%	8%	0.33
Window 593	Kitchen	52%	12%	40%	0.23	15%	0%	15%	0.0
Window 597	Living Room	49%	48%	1%	0.98	16%	15%	1%	0.94
Window 598	Living Room	49%	48%	1%	0.98	15%	14%	1%	0.93
Window 599	Living Room	10%	10%	0%	1.0	8%	8%	0%	1.0
Window 600	Bedroom	16%	16%	0%	1.0	5%	5%	0%	1.0
Window 601	Bedroom	15%	15%	0%	1.0	6%	6%	0%	1.0
Window 603	Living Room	48%	34%	14%	0.71	14%	6%	8%	0.43
Window 604	Kitchen	58%	14%	44%	0.24	17%	0%	17%	0.0
Window 608	Living Room	55%	54%	1%	0.98	19%	18%	1%	0.95
Window 609	Living Room	55%	54%	1%	0.98	19%	18%	1%	0.95
Window 610	Living Room	11%	11%	0%	1.0	9%	9%	0%	1.0
Window 611	Bedroom	17%	17%	0%	1.0	6%	6%	0%	1.0
Window 612	Bedroom	17%	17%	0%	1.0	8%	8%	0%	1.0
Window 614	Living Room	51%	37%	14%	0.73	16%	8%	8%	0.5
Window 615	Kitchen	66%	18%	48%	0.27	20%	0%	20%	0.0
Window 619	Living Room	55%	55%	0%	1.0	19%	19%	0%	1.0
Window 620	Living Room	55%	55%	0%	1.0	19%	19%	0%	1.0
Window 621	Living Room	13%	13%	0%	1.0	10%	10%	0%	1.0
Window 622	Bedroom	17%	17%	0%	1.0	6%	6%	0%	1.0
Window 623	Bedroom	16%	16%	0%	1.0	7%	7%	0%	1.0
Window 625	Living Room	53%	39%	14%	0.74	17%	9%	8%	0.53
Window 626	Kitchen	69%	22%	47%	0.32	22%	1%	21%	0.05

Appendix 2 - Sunlight to Windows

Tybalds Estate, Orde Hall Street, Camden, London WC1N 3JT

Reference	Use Class	Sunlight to Windows							
		Total Sunlight Hours				Winter Sunlight Hours			
		Before	After	Loss	Ratio	Before	After	Loss	Ratio
Window 630	Living Room	53%	53%	0%	1.0	21%	21%	0%	1.0
Window 631	Living Room	53%	53%	0%	1.0	21%	21%	0%	1.0
Window 632	Living Room	15%	15%	0%	1.0	12%	12%	0%	1.0
Window 633	Bedroom	20%	20%	0%	1.0	9%	9%	0%	1.0
Window 634	Bedroom	20%	20%	0%	1.0	11%	11%	0%	1.0
Window 636	Living Room	52%	41%	11%	0.79	20%	12%	8%	0.6
Window 637	Kitchen	75%	27%	48%	0.36	26%	2%	24%	0.08
Window 640	Domestic	79%	79%	0%	1.0	27%	27%	0%	1.0
Window 643	Domestic	69%	69%	0%	1.0	20%	20%	0%	1.0
<u>1 to 14 Springwater</u>									
Window 650	Bedroom	41%	38%	3%	0.93	6%	3%	3%	0.5
Window 657	Bedroom	50%	47%	3%	0.94	9%	6%	3%	0.67
Window 664	Bedroom	55%	53%	2%	0.96	13%	11%	2%	0.85
Window 671	Bedroom	60%	58%	2%	0.97	16%	14%	2%	0.88
Window 678	Bedroom	66%	63%	3%	0.95	20%	17%	3%	0.85
Window 685	Bedroom	68%	66%	2%	0.97	22%	20%	2%	0.91
Window 692	Bedroom	74%	73%	1%	0.99	26%	25%	1%	0.96
<u>12 New North Street</u>									
Window 776	Living/Kitchen	49%	49%	0%	1.0	20%	20%	0%	1.0
Window 777	Living/Kitchen	55%	54%	1%	0.98	19%	18%	1%	0.95
Window 778	Living/Kitchen	74%	74%	0%	1.0	24%	24%	0%	1.0
<u>2 to 6 Boswell Court</u>									
Window 779	Domestic	10%	10%	0%	1.0	0%	0%	0%	1.0
Window 781	Domestic	9%	9%	0%	1.0	0%	0%	0%	1.0
Window 788	Domestic	1%	0%	1%	0.1	0%	0%	0%	1.0
<u>20 to 25 Boswell Street</u>									
Window 809	Staircase & Landing	10%	10%	0%	1.0	0%	0%	0%	1.0
Window 810	Staircase & Landing	8%	8%	0%	1.0	0%	0%	0%	1.0
Window 823	Domestic	39%	39%	0%	1.0	7%	7%	0%	1.0
Window 828	Domestic	41%	41%	0%	1.0	8%	8%	0%	1.0

Appendix 2 - Sunlight to Windows

Tybalds Estate, Orde Hall Street, Camden, London WC1N 3JT

Reference	Use Class	Sunlight to Windows							
		Total Sunlight Hours				Winter Sunlight Hours			
		Before	After	Loss	Ratio	Before	After	Loss	Ratio
Window 833	Domestic	40%	40%	0%	1.0	9%	9%	0%	1.0
Window 838	Domestic	42%	42%	0%	1.0	13%	13%	0%	1.0
Window 843	Domestic	41%	41%	0%	1.0	12%	12%	0%	1.0
Window 848	Domestic	41%	41%	0%	1.0	11%	11%	0%	1.0
Window 853	Domestic	41%	41%	0%	1.0	11%	11%	0%	1.0
Window 858	Domestic	49%	49%	0%	1.0	12%	12%	0%	1.0
Window 863	Domestic	49%	49%	0%	1.0	13%	13%	0%	1.0
Window 868	Domestic	53%	53%	0%	1.0	16%	16%	0%	1.0
Window 873	Domestic	54%	54%	0%	1.0	18%	18%	0%	1.0
Window 878	Domestic	52%	52%	0%	1.0	17%	17%	0%	1.0
Window 883	Domestic	53%	53%	0%	1.0	16%	16%	0%	1.0
Window 888	Domestic	51%	51%	0%	1.0	15%	15%	0%	1.0
Window 892	Domestic	58%	58%	0%	1.0	17%	17%	0%	1.0
Window 896	Domestic	58%	58%	0%	1.0	18%	18%	0%	1.0
Window 900	Domestic	62%	62%	0%	1.0	21%	21%	0%	1.0
Window 904	Domestic	64%	64%	0%	1.0	23%	23%	0%	1.0
Window 908	Domestic	60%	60%	0%	1.0	20%	20%	0%	1.0
Window 912	Domestic	60%	60%	0%	1.0	20%	20%	0%	1.0
Window 916	Domestic	58%	58%	0%	1.0	20%	20%	0%	1.0
Window 918	Domestic	65%	65%	0%	1.0	23%	23%	0%	1.0
Window 919	Domestic	52%	52%	0%	1.0	7%	7%	0%	1.0
Window 920	Domestic	54%	54%	0%	1.0	12%	12%	0%	1.0
Window 922	Domestic	64%	64%	0%	1.0	23%	23%	0%	1.0
Window 923	Domestic	87%	87%	0%	1.0	18%	18%	0%	1.0
Window 924	Domestic	87%	87%	0%	1.0	19%	19%	0%	1.0
Window 926	Domestic	64%	64%	0%	1.0	23%	23%	0%	1.0
Window 927	Domestic	93%	93%	0%	1.0	24%	24%	0%	1.0
Window 928	Domestic	93%	93%	0%	1.0	23%	23%	0%	1.0
Window 930	Domestic	64%	64%	0%	1.0	23%	23%	0%	1.0
Window 931	Domestic	96%	96%	0%	1.0	27%	27%	0%	1.0
Window 932	Domestic	95%	95%	0%	1.0	25%	25%	0%	1.0
Window 934	Domestic	66%	66%	0%	1.0	24%	24%	0%	1.0
Window 935	Domestic	97%	97%	0%	1.0	28%	28%	0%	1.0

Appendix 2 - Sunlight to Windows

Tybalds Estate, Orde Hall Street, Camden, London WC1N 3JT

Reference	Use Class	Sunlight to Windows							
		Total Sunlight Hours				Winter Sunlight Hours			
		Before	After	Loss	Ratio	Before	After	Loss	Ratio
Window 936	Domestic	95%	95%	0%	1.0	25%	25%	0%	1.0
Window 938	Domestic	66%	66%	0%	1.0	24%	24%	0%	1.0
Window 940	Domestic	66%	66%	0%	1.0	24%	24%	0%	1.0
Window 941	Domestic	93%	93%	0%	1.0	29%	29%	0%	1.0
<u>26 to 27 Boswell Street</u>									
Window 944	Domestic	24%	24%	0%	1.0	4%	4%	0%	1.0
Window 945	Domestic	10%	10%	0%	1.0	0%	0%	0%	1.0
Window 955	Domestic	28%	28%	0%	1.0	7%	7%	0%	1.0
Window 963	Domestic	30%	30%	0%	1.0	6%	6%	0%	1.0
Window 964	Domestic	43%	43%	0%	1.0	10%	10%	0%	1.0
Window 965	Domestic	47%	47%	0%	1.0	14%	14%	0%	1.0
Window 973	Domestic	54%	54%	0%	1.0	12%	12%	0%	1.0
Window 974	Domestic	69%	69%	0%	1.0	20%	20%	0%	1.0
Window 975	Domestic	70%	70%	0%	1.0	23%	23%	0%	1.0
<u>37 Queen Square</u>									
Window 984	Domestic	8%	8%	0%	1.0	0%	0%	0%	1.0
Window 987	Domestic	11%	11%	0%	1.0	1%	1%	0%	1.0
Window 988	Domestic	17%	17%	0%	1.0	2%	2%	0%	1.0
Window 991	Domestic	11%	11%	0%	1.0	1%	1%	0%	1.0
Window 992	Domestic	10%	10%	0%	1.0	1%	1%	0%	1.0
Window 993	Domestic	11%	11%	0%	1.0	1%	1%	0%	1.0
Window 994	Domestic	17%	17%	0%	1.0	1%	1%	0%	1.0
Window 995	Domestic	27%	27%	0%	1.0	3%	3%	0%	1.0
Window 1000	Domestic	43%	43%	0%	1.0	5%	5%	0%	1.0
Window 1003	Domestic	67%	67%	0%	1.0	25%	25%	0%	1.0
Window 1004	Domestic	66%	66%	0%	1.0	25%	25%	0%	1.0
Window 1007	Domestic	70%	70%	0%	1.0	27%	27%	0%	1.0
Window 1008	Domestic	69%	69%	0%	1.0	27%	27%	0%	1.0
Window 1011	Domestic	21%	21%	0%	1.0	6%	6%	0%	1.0
Window 1012	Domestic	22%	22%	0%	1.0	6%	6%	0%	1.0
Window 1013	Domestic	28%	28%	0%	1.0	9%	9%	0%	1.0
Window 1014	Domestic	31%	31%	0%	1.0	11%	11%	0%	1.0

Appendix 2 - Sunlight to Windows

Tybalds Estate, Orde Hall Street, Camden, London WC1N 3JT

Reference	Use Class	Sunlight to Windows							
		Total Sunlight Hours				Winter Sunlight Hours			
		Before	After	Loss	Ratio	Before	After	Loss	Ratio
Window 1015	Domestic	21%	21%	0%	1.0	6%	6%	0%	1.0
Window 1016	Domestic	25%	25%	0%	1.0	9%	9%	0%	1.0
Window 1017	Domestic	34%	34%	0%	1.0	12%	12%	0%	1.0
Window 1018	Domestic	38%	38%	0%	1.0	14%	14%	0%	1.0
Window 1019	Domestic	11%	11%	0%	1.0	2%	2%	0%	1.0
Window 1020	Domestic	23%	23%	0%	1.0	6%	6%	0%	1.0
Window 1021	Domestic	30%	30%	0%	1.0	10%	10%	0%	1.0
Window 1022	Domestic	43%	43%	0%	1.0	14%	14%	0%	1.0
Window 1023	Domestic	46%	46%	0%	1.0	18%	18%	0%	1.0
Window 1025	Domestic	12%	12%	0%	1.0	2%	2%	0%	1.0
Window 1026	Domestic	25%	25%	0%	1.0	7%	7%	0%	1.0
Window 1027	Domestic	38%	38%	0%	1.0	12%	12%	0%	1.0
Window 1028	Domestic	52%	52%	0%	1.0	19%	19%	0%	1.0
Window 1029	Domestic	53%	53%	0%	1.0	20%	20%	0%	1.0
Window 1031	Domestic	15%	15%	0%	1.0	2%	2%	0%	1.0
Window 1032	Domestic	39%	39%	0%	1.0	10%	10%	0%	1.0
Window 1033	Domestic	51%	51%	0%	1.0	15%	15%	0%	1.0
Window 1034	Domestic	57%	57%	0%	1.0	22%	22%	0%	1.0
Window 1035	Domestic	56%	56%	0%	1.0	22%	22%	0%	1.0
Window 1037	Domestic	20%	20%	0%	1.0	3%	3%	0%	1.0
Window 1038	Domestic	56%	56%	0%	1.0	26%	26%	0%	1.0
Window 1039	Domestic	40%	40%	0%	1.0	23%	23%	0%	1.0
Window 1040	Domestic	40%	40%	0%	1.0	23%	23%	0%	1.0
Window 1041	Domestic	38%	38%	0%	1.0	22%	22%	0%	1.0
Window 1042	Domestic	38%	38%	0%	1.0	22%	22%	0%	1.0
<u>1 to 56 Babington Court</u>									
Window 1046	Domestic	42%	42%	0%	1.0	13%	13%	0%	1.0
Window 1047	Domestic	42%	42%	0%	1.0	12%	12%	0%	1.0
Window 1048	Domestic	41%	41%	0%	1.0	12%	12%	0%	1.0
Window 1049	Domestic	37%	37%	0%	1.0	10%	10%	0%	1.0
Window 1050	Domestic	33%	33%	0%	1.0	8%	8%	0%	1.0
Window 1051	Domestic	42%	42%	0%	1.0	11%	11%	0%	1.0
Window 1052	Domestic	41%	41%	0%	1.0	9%	9%	0%	1.0

Appendix 2 - Sunlight to Windows

Tybalds Estate, Orde Hall Street, Camden, London WC1N 3JT

Reference	Use Class	Sunlight to Windows							
		Total Sunlight Hours				Winter Sunlight Hours			
		Before	After	Loss	Ratio	Before	After	Loss	Ratio
Window 1053	Domestic	41%	41%	0%	1.0	9%	9%	0%	1.0
Window 1054	Domestic	35%	34%	1%	0.97	4%	4%	0%	1.0
Window 1055	Domestic	44%	43%	1%	0.98	7%	7%	0%	1.0
Window 1064	Domestic	45%	45%	0%	1.0	16%	16%	0%	1.0
Window 1065	Domestic	47%	47%	0%	1.0	16%	16%	0%	1.0
Window 1066	Domestic	46%	46%	0%	1.0	14%	14%	0%	1.0
Window 1067	Domestic	44%	44%	0%	1.0	14%	14%	0%	1.0
Window 1068	Domestic	38%	38%	0%	1.0	11%	11%	0%	1.0
Window 1069	Domestic	50%	50%	0%	1.0	16%	16%	0%	1.0
Window 1070	Domestic	48%	48%	0%	1.0	14%	14%	0%	1.0
Window 1071	Domestic	48%	48%	0%	1.0	14%	14%	0%	1.0
Window 1072	Domestic	40%	40%	0%	1.0	7%	7%	0%	1.0
Window 1073	Domestic	50%	50%	0%	1.0	11%	11%	0%	1.0
Window 1082	Domestic	49%	49%	0%	1.0	17%	17%	0%	1.0
Window 1083	Domestic	51%	51%	0%	1.0	17%	17%	0%	1.0
Window 1084	Domestic	53%	53%	0%	1.0	18%	18%	0%	1.0
Window 1085	Domestic	49%	49%	0%	1.0	16%	16%	0%	1.0
Window 1086	Domestic	40%	40%	0%	1.0	11%	11%	0%	1.0
Window 1087	Domestic	50%	50%	0%	1.0	16%	16%	0%	1.0
Window 1088	Domestic	51%	51%	0%	1.0	16%	16%	0%	1.0
Window 1089	Domestic	53%	53%	0%	1.0	16%	16%	0%	1.0
Window 1090	Domestic	49%	49%	0%	1.0	12%	12%	0%	1.0
Window 1091	Domestic	60%	60%	0%	1.0	17%	17%	0%	1.0
Window 1100	Domestic	52%	52%	0%	1.0	18%	18%	0%	1.0
Window 1101	Domestic	54%	54%	0%	1.0	19%	19%	0%	1.0
Window 1102	Domestic	56%	56%	0%	1.0	20%	20%	0%	1.0
Window 1103	Domestic	52%	52%	0%	1.0	18%	18%	0%	1.0
Window 1104	Domestic	43%	43%	0%	1.0	12%	12%	0%	1.0
Window 1105	Domestic	56%	56%	0%	1.0	19%	19%	0%	1.0
Window 1106	Domestic	56%	56%	0%	1.0	19%	19%	0%	1.0
Window 1107	Domestic	58%	58%	0%	1.0	20%	20%	0%	1.0
Window 1108	Domestic	53%	53%	0%	1.0	16%	16%	0%	1.0
Window 1109	Domestic	65%	65%	0%	1.0	21%	21%	0%	1.0

Appendix 2 - Sunlight to Windows

Tybalds Estate, Orde Hall Street, Camden, London WC1N 3JT

Reference	Use Class	Sunlight to Windows							
		Total Sunlight Hours				Winter Sunlight Hours			
		Before	After	Loss	Ratio	Before	After	Loss	Ratio
61 Great Ormond Street									
Window 1117	Domestic	7%	6%	1%	0.86	3%	2%	1%	0.67
Window 1118	Domestic	12%	9%	3%	0.75	4%	1%	3%	0.25
Window 1119	Domestic	8%	8%	0%	1.0	3%	3%	0%	1.0
Window 1120	Domestic	29%	27%	2%	0.93	8%	6%	2%	0.75
Window 1121	Domestic	11%	11%	0%	1.0	3%	3%	0%	1.0
Window 1122	Domestic	29%	29%	0%	1.0	8%	8%	0%	1.0
Window 1123	Domestic	20%	20%	0%	1.0	5%	5%	0%	1.0
59 Great Ormond Street									
Window 1124	Domestic	8%	7%	1%	0.88	1%	0%	1%	0.01
Window 1125	Bathroom/WC	9%	8%	1%	0.89	1%	0%	1%	0.01
Window 1126	Reception/Dining	14%	12%	2%	0.86	4%	2%	2%	0.5
Window 1127	Reception/Dining	14%	11%	3%	0.79	4%	1%	3%	0.25
Window 1128	Reception/Dining	15%	11%	4%	0.73	5%	1%	4%	0.2
Window 1129	Staircase & Landing	14%	14%	0%	1.0	6%	6%	0%	1.0
Window 1130	Library	19%	19%	0%	1.0	6%	6%	0%	1.0
Window 1131	Library	18%	18%	0%	1.0	6%	6%	0%	1.0
Window 1132	Bathroom/WC	41%	41%	0%	1.0	11%	11%	0%	1.0
Window 1133	Bathroom/WC	39%	39%	0%	1.0	9%	9%	0%	1.0
Window 1134	Staircase & Landing	21%	21%	0%	1.0	6%	6%	0%	1.0
Window 1135	Dressing Room	23%	23%	0%	1.0	7%	7%	0%	1.0
Window 1136	Bathroom/WC	24%	24%	0%	1.0	8%	8%	0%	1.0
Window 1137	Bathroom/WC	45%	45%	0%	1.0	11%	11%	0%	1.0
Window 1138	Bathroom/WC	45%	45%	0%	1.0	9%	9%	0%	1.0
Window 1139	Staircase	39%	39%	0%	1.0	8%	8%	0%	1.0
Window 1140	Bedroom	30%	30%	0%	1.0	8%	8%	0%	1.0
Window 1141	Bathroom/WC	28%	28%	0%	1.0	8%	8%	0%	1.0
Window 1142	Bathroom/WC	49%	49%	0%	1.0	12%	12%	0%	1.0
Window 1143	Bathroom/WC	49%	49%	0%	1.0	11%	11%	0%	1.0

Appendix 2 - Sunlight to Windows

Tybalds Estate, Orde Hall Street, Camden, London WC1N 3JT

Reference	Use Class	Sunlight to Windows							
		Total Sunlight Hours				Winter Sunlight Hours			
		Before	After	Loss	Ratio	Before	After	Loss	Ratio
<u>57 Great Ormond Street</u>									
Window 1144	Domestic	23%	20%	3%	0.87	2%	0%	2%	0.01
Window 1145	Domestic	23%	21%	2%	0.91	3%	1%	2%	0.33
Window 1146	Domestic	27%	25%	2%	0.93	3%	1%	2%	0.33
Window 1147	Domestic	25%	25%	0%	1.0	2%	2%	0%	1.0
Window 1148	Domestic	26%	26%	0%	1.0	3%	3%	0%	1.0
Window 1149	Domestic	33%	33%	0%	1.0	6%	6%	0%	1.0
Window 1150	Domestic	29%	29%	0%	1.0	2%	2%	0%	1.0
Window 1151	Domestic	27%	27%	0%	1.0	3%	3%	0%	1.0
Window 1152	Domestic	37%	37%	0%	1.0	6%	6%	0%	1.0
Window 1153	Domestic	47%	47%	0%	1.0	5%	5%	0%	1.0
Window 1154	Domestic	54%	54%	0%	1.0	8%	8%	0%	1.0
<u>55 Great Ormond Street</u>									
Window 1155	Domestic	33%	30%	3%	0.91	7%	4%	3%	0.57
Window 1156	Domestic	29%	27%	2%	0.93	9%	7%	2%	0.78
Window 1157	Domestic	49%	44%	5%	0.9	13%	8%	5%	0.62
Window 1158	Domestic	37%	37%	0%	1.0	9%	9%	0%	1.0
Window 1159	Domestic	35%	35%	0%	1.0	9%	9%	0%	1.0
Window 1160	Domestic	52%	52%	0%	1.0	13%	13%	0%	1.0
Window 1161	Domestic	41%	41%	0%	1.0	9%	9%	0%	1.0
Window 1162	Domestic	37%	37%	0%	1.0	10%	10%	0%	1.0
Window 1163	Domestic	58%	58%	0%	1.0	13%	13%	0%	1.0
Window 1164	Domestic	57%	57%	0%	1.0	12%	12%	0%	1.0
Window 1165	Domestic	62%	62%	0%	1.0	13%	13%	0%	1.0
<u>53 Great Ormond Street</u>									
Window 1166	Domestic	49%	45%	4%	0.92	11%	7%	4%	0.64
Window 1167	Domestic	26%	23%	3%	0.88	5%	2%	3%	0.4
Window 1168	Domestic	32%	28%	4%	0.88	7%	3%	4%	0.43
Window 1169	Domestic	52%	52%	0%	1.0	12%	12%	0%	1.0
Window 1170	Domestic	28%	28%	0%	1.0	5%	5%	0%	1.0
Window 1171	Domestic	33%	33%	0%	1.0	7%	7%	0%	1.0
Window 1172	Domestic	58%	58%	0%	1.0	12%	12%	0%	1.0
Window 1173	Domestic	31%	31%	0%	1.0	6%	6%	0%	1.0
Window 1174	Domestic	39%	39%	0%	1.0	8%	8%	0%	1.0
Window 1175	Domestic	59%	59%	0%	1.0	11%	11%	0%	1.0
Window 1176	Domestic	60%	60%	0%	1.0	12%	12%	0%	1.0

Appendix 2 - Sunlight to Windows

Tybalds Estate, Orde Hall Street, Camden, London WC1N 3JT

Reference	Use Class	Sunlight to Windows							
		Total Sunlight Hours				Winter Sunlight Hours			
		Before	After	Loss	Ratio	Before	After	Loss	Ratio
51 Great Ormond Street									
Window 1177	Domestic	31%	27%	4%	0.87	9%	5%	4%	0.56
Window 1178	Domestic	45%	40%	5%	0.89	10%	5%	5%	0.5
Window 1179	Domestic	32%	32%	0%	1.0	9%	9%	0%	1.0
Window 1180	Domestic	51%	49%	2%	0.96	11%	9%	2%	0.82
Window 1181	Domestic	38%	38%	0%	1.0	10%	10%	0%	1.0
Window 1182	Domestic	57%	57%	0%	1.0	13%	13%	0%	1.0
Window 1183	Domestic	57%	57%	0%	1.0	12%	12%	0%	1.0
Window 1184	Domestic	59%	59%	0%	1.0	13%	13%	0%	1.0
1 Barbon Close									
Window 1185	Domestic	40%	39%	1%	0.98	10%	9%	1%	0.9
Window 1186	Domestic	44%	44%	0%	1.0	13%	13%	0%	1.0
Window 1187	Domestic	41%	41%	0%	1.0	11%	11%	0%	1.0
Window 1188	Domestic	46%	46%	0%	1.0	13%	13%	0%	1.0
Window 1189	Domestic	46%	46%	0%	1.0	13%	13%	0%	1.0
Window 1190	Domestic	44%	44%	0%	1.0	12%	12%	0%	1.0
Window 1191	Domestic	40%	27%	13%	0.68	9%	7%	2%	0.78
Window 1192	Domestic	42%	42%	0%	1.0	11%	11%	0%	1.0
Window 1193	Domestic	44%	44%	0%	1.0	13%	13%	0%	1.0
Window 1194	Domestic	45%	45%	0%	1.0	13%	13%	0%	1.0
2 Barbon Close									
Window 1195	Hallway	43%	43%	0%	1.0	13%	13%	0%	1.0
Window 1196	Hallway	43%	43%	0%	1.0	13%	13%	0%	1.0
Window 1197	Garage	44%	43%	1%	0.98	12%	11%	1%	0.92
Window 1198	Living/Kitchen	45%	45%	0%	1.0	13%	13%	0%	1.0
Window 1199	Living/Kitchen	44%	44%	0%	1.0	12%	12%	0%	1.0
Window 1200	Living/Kitchen	50%	49%	1%	0.98	14%	14%	0%	1.0
Window 1201	Living/Kitchen	59%	57%	2%	0.97	13%	13%	0%	1.0
Window 1202	Living/Kitchen	61%	61%	0%	1.0	12%	12%	0%	1.0

Appendix 2 - Sunlight to Windows

Tybalds Estate, Orde Hall Street, Camden, London WC1N 3JT

Reference	Use Class	Sunlight to Windows							
		Total Sunlight Hours				Winter Sunlight Hours			
		Before	After	Loss	Ratio	Before	After	Loss	Ratio
1 to 56 Chancellors Court									
Window 1206	Domestic	46%	45%	1%	0.98	13%	12%	1%	0.92
Window 1207	Domestic	46%	45%	1%	0.98	11%	10%	1%	0.91
Window 1208	Domestic	46%	45%	1%	0.98	11%	10%	1%	0.91
Window 1209	Domestic	41%	40%	1%	0.98	10%	9%	1%	0.9
Window 1210	Domestic	36%	33%	3%	0.92	9%	6%	3%	0.67
Window 1211	Domestic	40%	38%	2%	0.95	7%	5%	2%	0.71
Window 1212	Domestic	40%	38%	2%	0.95	7%	5%	2%	0.71
Window 1213	Domestic	38%	34%	4%	0.89	5%	2%	3%	0.4
Window 1214	Domestic	32%	24%	8%	0.75	0%	0%	0%	1.0
Window 1215	Domestic	42%	30%	12%	0.71	3%	1%	2%	0.33
Window 1224	Domestic	51%	51%	0%	1.0	13%	13%	0%	1.0
Window 1225	Domestic	50%	50%	0%	1.0	13%	13%	0%	1.0
Window 1226	Domestic	49%	47%	2%	0.96	13%	11%	2%	0.85
Window 1227	Domestic	44%	43%	1%	0.98	12%	11%	1%	0.92
Window 1228	Domestic	40%	39%	1%	0.98	11%	10%	1%	0.91
Window 1229	Domestic	44%	42%	2%	0.95	10%	8%	2%	0.8
Window 1230	Domestic	45%	42%	3%	0.93	9%	6%	3%	0.67
Window 1231	Domestic	42%	41%	1%	0.98	6%	5%	1%	0.83
Window 1232	Domestic	35%	29%	6%	0.83	0%	0%	0%	1.0
Window 1233	Domestic	44%	36%	8%	0.82	3%	2%	1%	0.67
Window 1242	Domestic	53%	53%	0%	1.0	14%	14%	0%	1.0
Window 1243	Domestic	52%	52%	0%	1.0	13%	13%	0%	1.0
Window 1244	Domestic	51%	51%	0%	1.0	13%	13%	0%	1.0
Window 1245	Domestic	46%	46%	0%	1.0	12%	12%	0%	1.0
Window 1246	Domestic	42%	41%	1%	0.98	11%	10%	1%	0.91
Window 1247	Domestic	48%	47%	1%	0.98	13%	12%	1%	0.92
Window 1248	Domestic	48%	46%	2%	0.96	12%	10%	2%	0.83
Window 1249	Domestic	44%	43%	1%	0.98	8%	7%	1%	0.88
Window 1250	Domestic	38%	34%	4%	0.89	1%	1%	0%	1.0
Window 1251	Domestic	49%	43%	6%	0.88	5%	4%	1%	0.8
Window 1260	Domestic	54%	54%	0%	1.0	14%	14%	0%	1.0
Window 1261	Domestic	54%	54%	0%	1.0	14%	14%	0%	1.0

Appendix 2 - Sunlight to Windows

Tybalds Estate, Orde Hall Street, Camden, London WC1N 3JT

Reference	Use Class	Sunlight to Windows							
		Total Sunlight Hours				Winter Sunlight Hours			
		Before	After	Loss	Ratio	Before	After	Loss	Ratio
Window 1262	Domestic	52%	52%	0%	1.0	14%	14%	0%	1.0
Window 1263	Domestic	47%	47%	0%	1.0	12%	12%	0%	1.0
Window 1264	Domestic	43%	43%	0%	1.0	11%	11%	0%	1.0
Window 1265	Domestic	52%	52%	0%	1.0	15%	15%	0%	1.0
Window 1266	Domestic	51%	51%	0%	1.0	14%	14%	0%	1.0
Window 1267	Domestic	47%	46%	1%	0.98	10%	9%	1%	0.9
Window 1268	Domestic	41%	40%	1%	0.98	3%	3%	0%	1.0
Window 1269	Domestic	54%	49%	5%	0.91	8%	6%	2%	0.75
<u>43 Great Ormond Street</u>									
Window 1277	Domestic	24%	23%	1%	0.96	0%	0%	0%	1.0
Window 1278	Domestic	34%	29%	5%	0.85	7%	4%	3%	0.57
Window 1279	Domestic	37%	31%	6%	0.84	6%	3%	3%	0.5
Window 1280	Domestic	39%	33%	6%	0.85	6%	2%	4%	0.33
Window 1281	Domestic	57%	56%	1%	0.98	13%	13%	0%	1.0
Window 1282	Domestic	29%	27%	2%	0.93	8%	6%	2%	0.75
Window 1283	Domestic	40%	34%	6%	0.85	9%	4%	5%	0.44
Window 1284	Domestic	60%	60%	0%	1.0	15%	15%	0%	1.0
Window 1285	Domestic	33%	33%	0%	1.0	9%	9%	0%	1.0
Window 1286	Domestic	39%	39%	0%	1.0	14%	14%	0%	1.0
<u>41 Great Ormond Street</u>									
Window 1287	Domestic	39%	36%	3%	0.92	11%	8%	3%	0.73
Window 1288	Domestic	31%	27%	4%	0.87	7%	3%	4%	0.43
Window 1289	Domestic	45%	44%	1%	0.98	16%	15%	1%	0.94
Window 1290	Domestic	37%	35%	2%	0.95	13%	11%	2%	0.85
Window 1291	Domestic	50%	46%	4%	0.92	11%	7%	4%	0.64
Window 1292	Domestic	47%	47%	0%	1.0	16%	16%	0%	1.0
Window 1293	Domestic	40%	40%	0%	1.0	14%	14%	0%	1.0
Window 1294	Domestic	61%	60%	1%	0.98	16%	15%	1%	0.94
Window 1295	Domestic	47%	47%	0%	1.0	17%	17%	0%	1.0
Window 1296	Domestic	63%	63%	0%	1.0	17%	17%	0%	1.0

Appendix 2 - Sunlight to Windows

Tybalds Estate, Orde Hall Street, Camden, London WC1N 3JT

Reference	Use Class	Sunlight to Windows							
		Total Sunlight Hours				Winter Sunlight Hours			
		Before	After	Loss	Ratio	Before	After	Loss	Ratio
37 to 39 Great Ormond Street									
Window 1297	Domestic	24%	19%	5%	0.79	5%	2%	3%	0.4
Window 1298	Domestic	4%	1%	3%	0.25	4%	1%	3%	0.25
Window 1299	Domestic	56%	43%	13%	0.77	14%	5%	9%	0.36
Window 1300	Domestic	57%	44%	13%	0.77	13%	4%	9%	0.31
Window 1301	Domestic	4%	3%	1%	0.75	2%	1%	1%	0.5
Window 1302	Domestic	35%	30%	5%	0.86	8%	3%	5%	0.38
Window 1303	Domestic	25%	24%	1%	0.96	5%	4%	1%	0.8
Window 1304	Domestic	4%	4%	0%	1.0	4%	4%	0%	1.0
Window 1305	Domestic	57%	53%	4%	0.93	15%	12%	3%	0.8
Window 1306	Domestic	60%	55%	5%	0.92	15%	11%	4%	0.73
Window 1307	Domestic	4%	4%	0%	1.0	2%	2%	0%	1.0
Window 1308	Domestic	48%	45%	3%	0.94	10%	7%	3%	0.7
Window 1309	Domestic	26%	26%	0%	1.0	5%	5%	0%	1.0
Window 1310	Domestic	4%	4%	0%	1.0	4%	4%	0%	1.0
Window 1311	Domestic	61%	61%	0%	1.0	16%	16%	0%	1.0
Window 1312	Domestic	62%	61%	1%	0.98	15%	14%	1%	0.93
Window 1313	Domestic	5%	5%	0%	1.0	3%	3%	0%	1.0
Window 1314	Domestic	51%	50%	1%	0.98	12%	11%	1%	0.92
Window 1315	Domestic	35%	35%	0%	1.0	7%	7%	0%	1.0
Window 1316	Domestic	5%	5%	0%	1.0	5%	5%	0%	1.0
Window 1317	Domestic	63%	63%	0%	1.0	16%	16%	0%	1.0
Window 1318	Domestic	63%	63%	0%	1.0	15%	15%	0%	1.0
Window 1319	Domestic	5%	5%	0%	1.0	3%	3%	0%	1.0
Window 1320	Domestic	54%	54%	0%	1.0	12%	12%	0%	1.0
31 to 35 Great Ormond Street									
Window 1321	Domestic	30%	25%	5%	0.83	4%	1%	3%	0.25
Window 1322	Domestic	29%	25%	4%	0.86	6%	3%	3%	0.5
Window 1323	Domestic	47%	41%	6%	0.87	10%	6%	4%	0.6
Window 1324	Domestic	44%	37%	7%	0.84	10%	6%	4%	0.6
Window 1325	Non Habitable	32%	25%	7%	0.78	8%	4%	4%	0.5
Window 1326	Domestic	38%	30%	8%	0.79	9%	3%	6%	0.33
Window 1327	Domestic	42%	40%	2%	0.95	10%	8%	2%	0.8

Appendix 2 - Sunlight to Windows

Tybalds Estate, Orde Hall Street, Camden, London WC1N 3JT

Reference	Use Class	Sunlight to Windows							
		Total Sunlight Hours				Winter Sunlight Hours			
		Before	After	Loss	Ratio	Before	After	Loss	Ratio
Window 1328	Domestic	37%	35%	2%	0.95	13%	11%	2%	0.85
Window 1329	Domestic	50%	47%	3%	0.94	17%	14%	3%	0.82
Window 1330	Domestic	36%	33%	3%	0.92	18%	15%	3%	0.83
Window 1331	Domestic	38%	33%	5%	0.87	11%	7%	4%	0.64
Window 1332	Domestic	36%	33%	3%	0.92	10%	7%	3%	0.7
Window 1333	Domestic	21%	21%	0%	1.0	9%	9%	0%	1.0
Window 1334	Domestic	43%	43%	0%	1.0	10%	10%	0%	1.0
Window 1335	Domestic	38%	38%	0%	1.0	13%	13%	0%	1.0
Window 1336	Domestic	53%	53%	0%	1.0	17%	17%	0%	1.0
Window 1337	Domestic	40%	40%	0%	1.0	18%	18%	0%	1.0
Window 1338	Domestic	43%	41%	2%	0.95	13%	11%	2%	0.85
Window 1339	Domestic	39%	38%	1%	0.97	12%	11%	1%	0.92
Window 1340	Domestic	26%	25%	1%	0.96	12%	11%	1%	0.92
<u>29 Great Ormond Street</u>									
Window 1341	Domestic	22%	21%	1%	0.95	6%	5%	1%	0.83
Window 1342	Domestic	18%	16%	2%	0.89	4%	2%	2%	0.5
Window 1343	Domestic	19%	17%	2%	0.89	5%	3%	2%	0.6
Window 1344	Domestic	20%	19%	1%	0.95	5%	4%	1%	0.8
Window 1345	Domestic	38%	34%	4%	0.89	4%	4%	0%	1.0
Window 1346	Domestic	29%	24%	5%	0.83	6%	1%	5%	0.17
Window 1347	Domestic	31%	29%	2%	0.94	7%	5%	2%	0.71
Window 1348	Domestic	33%	33%	0%	1.0	8%	8%	0%	1.0
Window 1349	Domestic	25%	25%	0%	1.0	7%	7%	0%	1.0
Window 1350	Domestic	24%	24%	0%	1.0	5%	5%	0%	1.0
Window 1351	Domestic	26%	26%	0%	1.0	7%	7%	0%	1.0
Window 1352	Domestic	21%	21%	0%	1.0	5%	5%	0%	1.0
Window 1353	Domestic	62%	58%	4%	0.94	13%	9%	4%	0.69
Window 1354	Domestic	30%	27%	3%	0.9	6%	3%	3%	0.5
Window 1355	Domestic	34%	33%	1%	0.97	10%	9%	1%	0.9
Window 1356	Domestic	38%	37%	1%	0.97	11%	10%	1%	0.91
Window 1357	Domestic	29%	29%	0%	1.0	9%	9%	0%	1.0
Window 1358	Domestic	27%	27%	0%	1.0	7%	7%	0%	1.0
Window 1359	Domestic	29%	29%	0%	1.0	7%	7%	0%	1.0

Appendix 2 - Sunlight to Windows

Tybalds Estate, Orde Hall Street, Camden, London WC1N 3JT

Reference	Use Class	Sunlight to Windows							
		Total Sunlight Hours				Winter Sunlight Hours			
		Before	After	Loss	Ratio	Before	After	Loss	Ratio
Window 1360	Domestic	27%	27%	0%	1.0	6%	6%	0%	1.0
Window 1361	Domestic	70%	69%	1%	0.99	17%	16%	1%	0.94
Window 1362	Domestic	36%	34%	2%	0.94	7%	5%	2%	0.71
Window 1363	Domestic	73%	73%	0%	1.0	19%	19%	0%	1.0
Window 1364	Domestic	39%	39%	0%	1.0	9%	9%	0%	1.0
<u>29 Orde Hall Street</u>									
Window 1365	Hallway	36%	30%	6%	0.83	9%	3%	6%	0.33
Window 1366	Hallway	36%	30%	6%	0.83	9%	3%	6%	0.33
Window 1367	Non Habitable	39%	37%	2%	0.95	9%	7%	2%	0.78
Window 1368	Non Habitable	50%	50%	0%	1.0	14%	14%	0%	1.0

Appendix 2 - Overshadowing to Gardens and Open Spaces
Tybalds Estate, Orde Hall Street, Camden, London WC1N 3JT

Reference	Total Area	Area receiving at least two hours of sunlight on 21st March						
		Before		After		Loss		Ratio
<u>1 to 42 Windmill</u>								
Garden 1	327.02 m2	105.66 m2	32%	49.9 m2	15%	55.76 m2	17%	0.47
<u>1 to 42 Falcon</u>								
Garden 2	97.01 m2	33.89 m2	35%	33.89 m2	35%	0.0 m2	0%	1.0
Garden 3	302.82 m2	0.2 m2	0%	0.2 m2	0%	0.0 m2	0%	1.0
<u>1 to 28 Richbell</u>								
Garden 4	129.72 m2	102.05 m2	79%	73.19 m2	56%	28.86 m2	23%	0.71
<u>1 to 14 Springwater</u>								
Garden 5	47.02 m2	3.81 m2	8%	3.81 m2	8%	0.0 m2	0%	1.0
<u>12 New North Street</u>								
Garden 6	40.9 m2	0.0 m2	0%	0.0 m2	0%	0.0 m2	0%	1.0
Garden 7	26.3 m2	12.91 m2	49%	12.91 m2	49%	0.0 m2	0%	1.0
<u>1 to 56 Babington Court</u>								
Garden 8	583.0 m2	436.39 m2	75%	436.42 m2	75%	-0.02 m2	0%	1.0
<u>61 Great Ormond Street</u>								
Garden 9	31.84 m2	0.0 m2	0%	0.0 m2	0%	0.0 m2	0%	1.0
<u>59 Great Ormond Street</u>								
Garden 10	43.41 m2	0.0 m2	0%	0.0 m2	0%	0.0 m2	0%	1.0
<u>57 Great Ormond Street</u>								
Garden 11	46.64 m2	7.52 m2	16%	0.0 m2	0%	7.52 m2	16%	0.0
<u>55 Great Ormond Street</u>								
Garden 12	56.39 m2	19.92 m2	35%	0.0 m2	0%	19.92 m2	35%	0.0
<u>53 Great Ormond Street</u>								
Garden 13	62.93 m2	22.48 m2	36%	1.25 m2	2%	21.24 m2	34%	0.06
<u>51 Great Ormond Street</u>								
Garden 14	42.06 m2	23.4 m2	56%	3.11 m2	7%	20.29 m2	49%	0.13

Appendix 2 - Overshadowing to Gardens and Open Spaces
Tybalds Estate, Orde Hall Street, Camden, London WC1N 3JT

Reference	Total Area	Area receiving at least two hours of sunlight on 21st March						
<u>43 Great Ormond Street</u>								
Garden 15	18.43 m2	0.0 m2	0%	0.0 m2	0%	0.0 m2	0%	1.0
<u>41 Great Ormond Street</u>								
Garden 16	49.87 m2	3.71 m2	7%	0.29 m2	1%	3.42 m2	6%	0.14
<u>37 to 39 Great Ormond Street</u>								
Garden 17	103.14 m2	51.3 m2	50%	21.53 m2	21%	29.77 m2	29%	0.42
<u>29 Orde Hall Street</u>								
Garden 18	48.04 m2	18.24 m2	38%	5.24 m2	11%	13.0 m2	27%	0.29

APPENDIX 3

ALTERNATIVE DAYLIGHT AND SUNLIGHT RESULTS

Appendix 3 - Alternative Vertical Sky Component (No Balconies)

Tybalds Estate, Orde Hall Street, Camden, London WC1N 3JT

Reference	Use Class	Vertical Sky Component			
		Before	After	Loss	Ratio
1 to 50 Blemundsbury					
Window 126	Domestic	35.9%	20.0%	15.9%	0.56
Window 127	Domestic	36.4%	23.6%	12.8%	0.65
Window 128	Domestic	36.7%	26.3%	10.4%	0.72
Window 129	Domestic	36.8%	27.5%	9.3%	0.75
Window 130	Domestic	36.9%	28.3%	8.6%	0.77
Window 131	Domestic	37.0%	27.6%	9.4%	0.75
Window 132	Domestic	37.1%	26.6%	10.5%	0.72
Window 133	Domestic	37.2%	24.2%	13.0%	0.65
Window 134	Domestic	37.2%	20.2%	17.0%	0.54
Window 135	Domestic	37.3%	17.5%	19.8%	0.47
Window 136	Domestic	37.3%	14.9%	22.4%	0.4
Window 137	Domestic	37.4%	13.7%	23.7%	0.37
Window 138	Domestic	37.3%	13.1%	24.2%	0.35
Window 140	Bedroom	38.7%	22.1%	16.6%	0.57
Window 141	Kitchen	39.2%	25.6%	13.6%	0.65
Window 146	Bedroom	39.5%	30.0%	9.5%	0.76
Window 147	Kitchen	39.5%	30.7%	8.8%	0.78
Window 152	Bedroom	39.5%	29.1%	10.4%	0.74
Window 153	Kitchen	39.5%	27.1%	12.4%	0.69
Window 157	Bedroom	39.5%	20.6%	18.9%	0.52
Window 158	Kitchen	39.6%	18.8%	20.8%	0.47
Window 163	Bedroom	39.6%	19.3%	20.3%	0.49
Window 165	Bedroom	39.1%	23.9%	15.2%	0.61
Window 166	Kitchen	39.4%	27.9%	11.5%	0.71
Window 170	Bedroom	39.5%	32.3%	7.2%	0.82
Window 171	Kitchen	39.5%	33.0%	6.5%	0.84
Window 176	Bedroom	39.5%	31.8%	7.7%	0.81
Window 177	Kitchen	39.6%	30.1%	9.5%	0.76
Window 182	Bedroom	39.6%	24.5%	15.1%	0.62
Window 183	Kitchen	39.6%	22.9%	16.7%	0.58
Window 188	Bedroom	39.6%	23.3%	16.3%	0.59
Window 190	Bedroom	39.6%	26.4%	13.2%	0.67
Window 191	Kitchen	39.6%	30.6%	9.0%	0.77
Window 203	Kitchen	39.6%	33.4%	6.2%	0.84
Window 208	Bedroom	39.6%	29.5%	10.1%	0.74
Window 209	Kitchen	39.6%	28.4%	11.2%	0.72
Window 214	Bedroom	39.6%	28.7%	10.9%	0.72
Window 217	Kitchen	39.6%	33.8%	5.8%	0.85

Appendix 3 - Alternative Vertical Sky Component (No Balconies)**Tybalds Estate, Orde Hall Street, Camden, London WC1N 3JT**

Reference	Use Class	Vertical Sky Component			
		Before	After	Loss	Ratio
1 to 42 Windmill					
Window 248	Bedsitting Room	39.6%	28.7%	10.9%	0.72
Window 253	Bedsitting Room	39.6%	28.8%	10.8%	0.73
Window 258	Bedsitting Room	39.6%	28.9%	10.7%	0.73
1 to 42 Falcon					
Window 429	Domestic	39.6%	30.1%	9.5%	0.76
Window 430	Domestic	39.6%	29.1%	10.5%	0.73
Window 435	Domestic	39.6%	34.9%	4.7%	0.88
Window 436	Domestic	39.6%	35.1%	4.5%	0.89
Window 437	Domestic	39.6%	35.1%	4.5%	0.89
Window 438	Domestic	39.6%	35.2%	4.4%	0.89
Window 441	Domestic	39.6%	35.3%	4.3%	0.89
Window 442	Domestic	39.6%	35.6%	4.0%	0.9
Window 447	Domestic	39.6%	30.8%	8.8%	0.78
Window 448	Domestic	39.6%	29.9%	9.7%	0.76
Window 458	Domestic	39.6%	36.0%	3.6%	0.91
Window 464	Domestic	39.6%	31.6%	8.0%	0.8
Window 465	Domestic	39.6%	30.8%	8.8%	0.78
Window 475	Domestic	39.6%	36.6%	3.0%	0.92
Window 479	Domestic	39.6%	36.9%	2.7%	0.93
Window 482	Domestic	39.6%	32.5%	7.1%	0.82
Window 483	Domestic	39.6%	31.8%	7.8%	0.8
Window 493	Domestic	39.6%	37.1%	2.5%	0.94
Window 497	Domestic	39.6%	37.4%	2.2%	0.94
1 to 28 Richbell					
Window 584	Kitchen	39.6%	38.4%	1.2%	0.97

Appendix 3 - Alternative Vertical Sky Component (No Balconies)

Tybalds Estate, Orde Hall Street, Camden, London WC1N 3JT

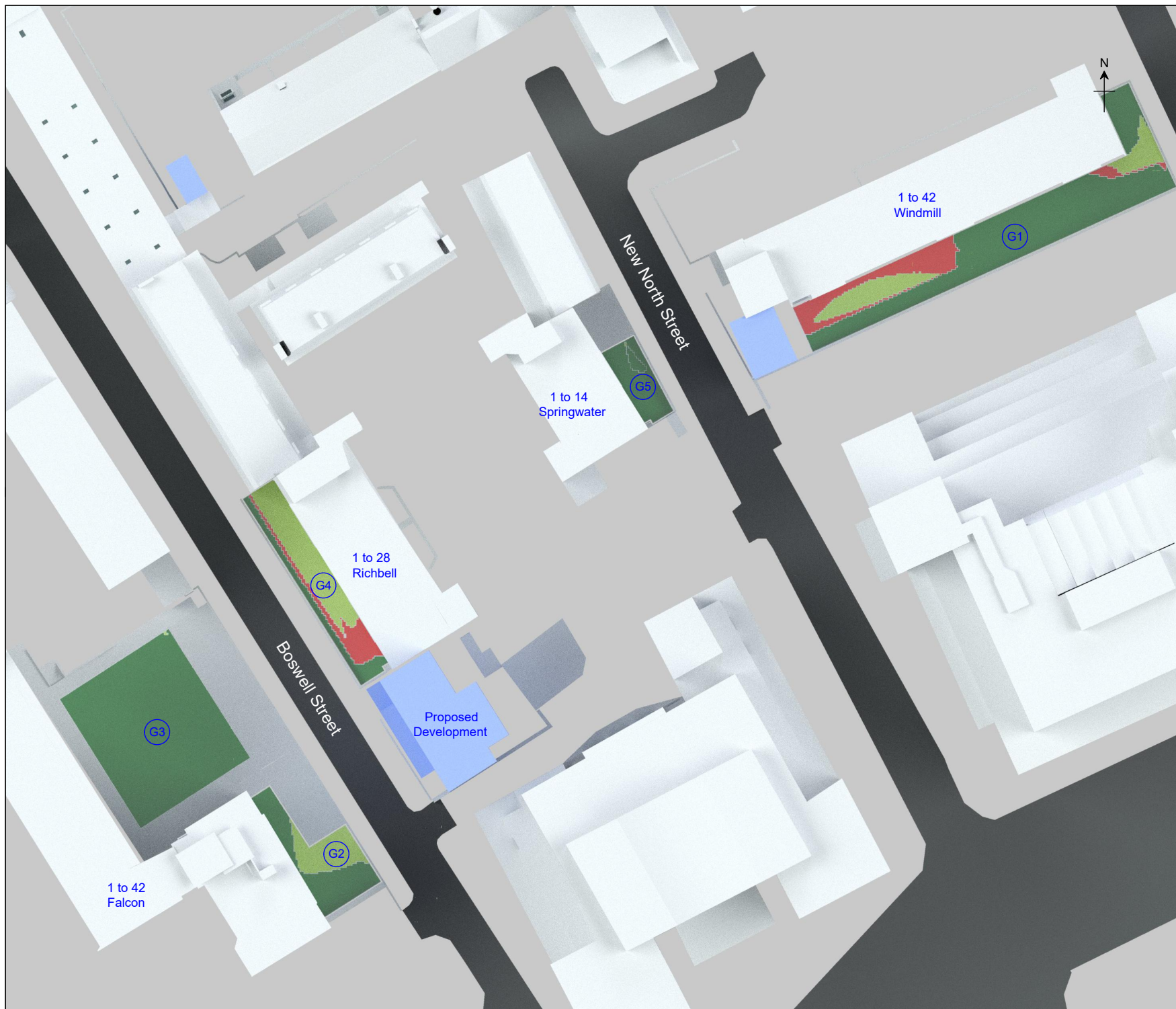
Reference	Use Class	Vertical Sky Component			
		Before	After	Loss	Ratio
<u>1 to 14 Springwater</u>					
Window 653	Living Room	39.3%	32.9%	6.4%	0.84
Window 654	Living Room	39.3%	33.6%	5.7%	0.85
Window 660	Living Room	39.4%	33.8%	5.6%	0.86
Window 661	Living Room	39.4%	34.5%	4.9%	0.88
Window 667	Living Room	39.4%	34.8%	4.6%	0.88
Window 668	Living Room	39.4%	35.5%	3.9%	0.9
<u>20 to 25 Boswell Street</u>					
Window 825	Domestic	39.6%	21.4%	18.2%	0.54
Window 826	Domestic	39.6%	21.4%	18.2%	0.54
Window 829	Domestic	39.6%	27.7%	11.9%	0.7
Window 832	Domestic	39.6%	30.1%	9.5%	0.76
Window 859	Domestic	39.6%	25.0%	14.6%	0.63
Window 860	Domestic	39.6%	24.3%	15.3%	0.61
Window 861	Domestic	39.6%	24.1%	15.5%	0.61
Window 864	Domestic	39.6%	29.9%	9.7%	0.76
Window 865	Domestic	39.6%	31.7%	7.9%	0.8
Window 867	Domestic	39.6%	32.5%	7.1%	0.82
Window 893	Domestic	39.6%	30.5%	9.1%	0.77
Window 894	Domestic	39.6%	30.9%	8.7%	0.78
<u>37 to 39 Great Ormond Street</u>					
Window 1298	Domestic	39.2%	26.2%	13.0%	0.67
Window 1301	Domestic	39.2%	26.1%	13.1%	0.67

Appendix 3 - Alternative Daylight Distribution (No Balconies)
Tybalds Estate, Orde Hall Street, Camden, London WC1N 3JT

Reference	Use Class	Daylight Distribution			
		Before	After	Loss	Ratio
<u>1 to 50 Blemundsbury</u>					
Windows 135 & 136	Domestic	100%	89%	11.0%	0.89
Windows 137 & 138	Domestic	100%	73%	27.0%	0.73
<u>59 Great Ormond Street</u>					
Window 1124	Domestic	100%	51%	49.0%	0.51

APPENDIX 4

OVERSHADOWING TO GARDENS AND OPEN SPACES



Key

- Proposed Development
- Neighbouring Properties
- Receives under two hours sunlight on 21st March before and after the development.
- Receives under two hours sunlight on 21st March before the development; but will receive at least two hours sunlight on 21st March after the development (light improved).
- Receives at least two hours sunlight on 21st March before the development; but will receive under two hours sunlight after the development (light loss).
- Receives at least two hours sunlight on 21st March before and after the development.
- Neighbouring Gardens and Amenity Areas

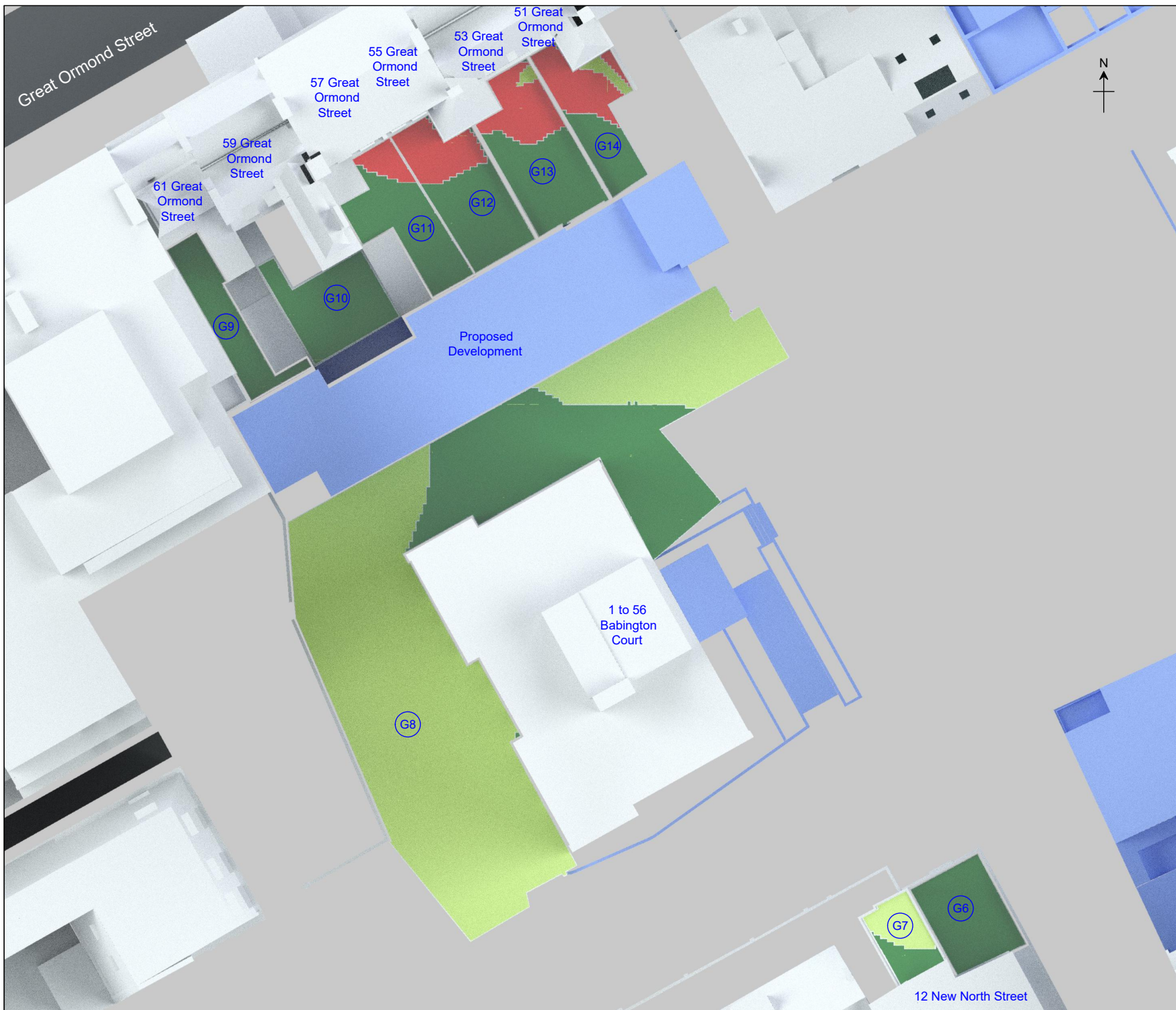
Project Name: Tybalds Estate, Orde Hall Street, Camden, London WC1N 3JT

Drawing Title: Appendix 3 - Overshadowing to Gardens and Open Spaces



RIGHT OF LIGHT CONSULTING
Chartered Surveyors

Right of Light Consulting
Burley House
15 - 17 High Street
Rayleigh
Essex
SS6 7EW
TEL 0800 197 4836
E-MAIL enquiries@right-of-light.co.uk
WEBSITE www.right-of-light.co.uk



Key

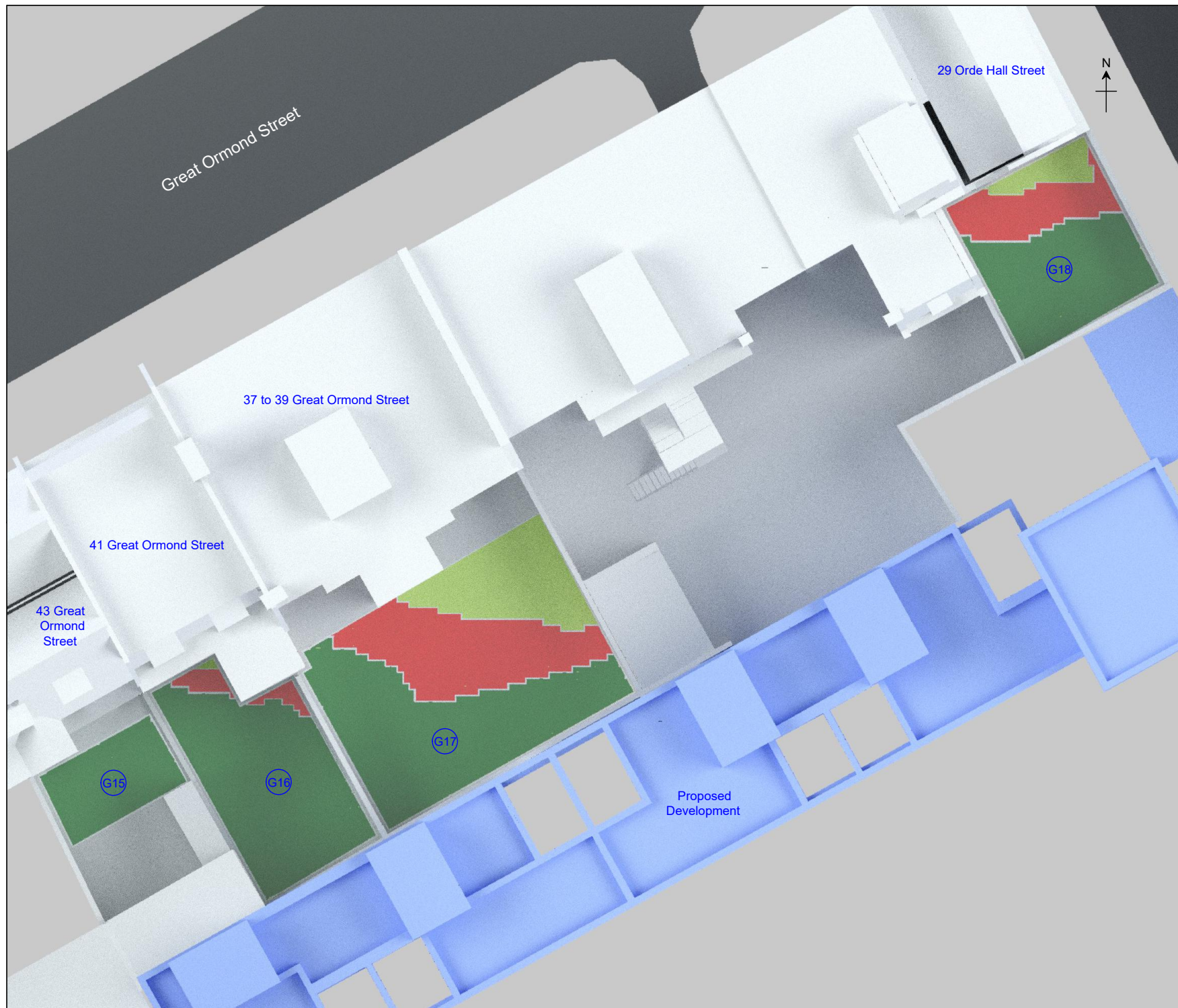
- Proposed Development
- Neighbouring Properties
- Receives under two hours sunlight on 21st March before and after the development.
- Receives under two hours sunlight on 21st March before the development; but will receive at least two hours sunlight on 21st March after the development (light improved).
- Receives at least two hours sunlight on 21st March before the development; but will receive under two hours sunlight after the development (light loss).
- Receives at least two hours sunlight on 21st March before and after the development.
- G1 Neighbouring Gardens and Amenity Areas

Project Name: Tybalds Estate, Orde Hall Street, Camden, London WC1N 3JT

Drawing Title: Appendix 3 - Overshadowing to Gardens and Open Spaces

RIGHT OF LIGHT CONSULTING
Chartered Surveyors

Right of Light Consulting
Burley House
15 - 17 High Street
Rayleigh
Essex
SS6 7EW
TEL 0800 197 4836
E-MAIL enquiries@right-of-light.co.uk
WEBSITE www.right-of-light.co.uk



Key

- Proposed Development
- Neighbouring Properties
- Receives under two hours sunlight on 21st March before and after the development.
- Receives under two hours sunlight on 21st March before the development; but will receive at least two hours sunlight on 21st March after the development (light improved).
- Receives at least two hours sunlight on 21st March before the development; but will receive under two hours sunlight after the development (light loss).
- Receives at least two hours sunlight on 21st March before and after the development.
- G1 Neighbouring Gardens and Amenity Areas

Project Name: Tybalds Estate, Orde Hall Street, Camden, London WC1N 3JT

Drawing Title: Appendix 3 - Overshadowing to Gardens and Open Spaces

RIGHT OF LIGHT CONSULTING
Chartered Surveyors

Right of Light Consulting
Burley House
15 - 17 High Street
Rayleigh
Essex
SS6 7EW
TEL 0800 197 4836
E-MAIL enquiries@right-of-light.co.uk
WEBSITE www.right-of-light.co.uk