Safe and Healthy Street schemes

Example changes

See below for examples of different features being added to Safe and Healthy Street schemes across Camden. If you have any questions you can email at safetravel@camden.gov.uk .

A raised pedestrian crossing

A parallel (pedestrian and cycle) crossing

A kerb and wand segregated cycle lane



A raised stepped cycle track

A kerb segregated cycle lane



Blue surfacing on a cycle lane

A bus stop bypass with cycle lane

A shared use bus boarder with cycle lane



A traffic filter / traffic restriction with droppable bollard and planters

No entry area except for cyclists

A rain garden

A tree in a pavement build-out/extension

A cycle gate

Where cyclists have their own signal and move at a different time to the rest of the traffic

Sign for a two stage right turn for cyclists.

See information below.

Two stage right turn for cyclists

This allows cyclists to safely turn right in two steps without having to wait in a vulnerable position in the middle of the road. The blue arrows below shows where the cyclist would go and when they would wait at the lights (show by blue crosses). At each step there is a traffic light to show the cyclists when it is safe to move.

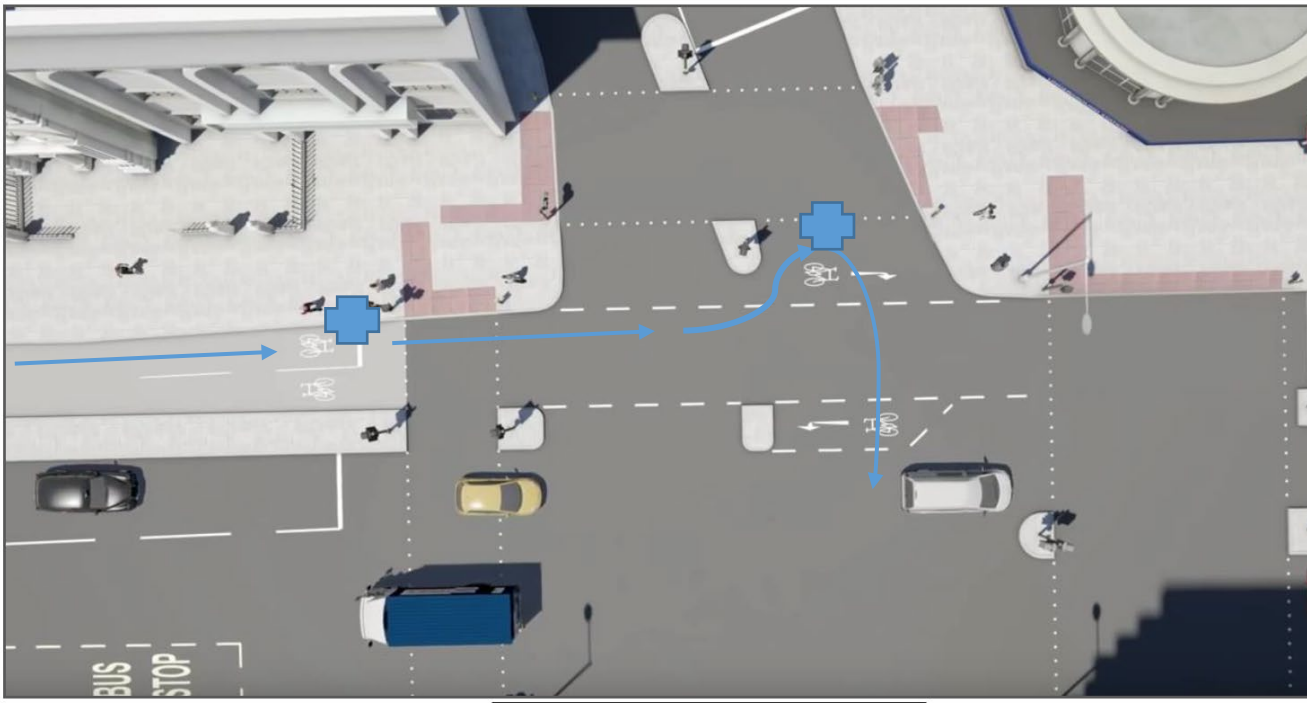

A bike hangar

Continuous Footway / Pavement

A raised table

An advanced stop line / cycle box

A Dutch crossing

Similar to a continuous pavement but there are concrete entrance stones.

Setts

These are granite setts.

Cobbles

.

Concrete block paving

Tarmac

This is the material often used on road surfaces.

Permeable paving around trees

.

Hump delineator kerbs

Cycle lanes with a hump edge.

Santander Cycle Hire Docking Station

Vehicle activated signs

Digital signs which flash up a driver's speed

Standard speed bump

Cycle lanes with a hump edge

Sinusoidal speed hump

More comfortable for people cycling and driving but still slows traffic speeds

Junction tightening

Where we take extra road space and use it for people



Uncontrolled pedestrian crossing

Where dropped kerbs and tactile paving make it easier to cross

.

Anti-skid surfacing

Where a road surface in the lead up to a pedestrian crossing reduces the chance of accidents